

Scilab Textbook Companion for
Automatic Control Systems
by B. C. Kuo And F. Golnaraghi ¹

Created by
Arpita V Huddar
B.Tech (pursuing)
Electronics Engineering
NIT Karnataka
College Teacher
S.Rekha
Cross-Checked by
Sonanya Tatikola, IITB

May 19, 2016

¹Funded by a grant from the National Mission on Education through ICT, <http://spoken-tutorial.org/NMEICT-Intro>. This Textbook Companion and Scilab codes written in it can be downloaded from the "Textbook Companion Project" section at the website <http://scilab.in>

Book Description

Title: Automatic Control Systems

Author: B. C. Kuo And F. Golnaraghi

Publisher: Princeton Hall Of India Private Limited, New Delhi

Edition: 7

Year: 1995

ISBN: 81-203-0968-5

Scilab numbering policy used in this document and the relation to the above book.

Exa Example (Solved example)

Eqn Equation (Particular equation of the above book)

AP Appendix to Example(Scilab Code that is an Appednix to a particular Example of the above book)

For example, Exa 3.51 means solved example 3.51 of this book. Sec 2.3 means a scilab code whose theory is explained in Section 2.3 of the book.

Contents

List of Scilab Codes	4
2 Mathematical Foundation	6
3 Transfer Functions Block Diagrams and Signal Flow Graphs	15
4 Mathematical Modelling of Physical Systems	23
5 State Variable Analysis	28
6 Stability of Linear Control Systems	34
7 Time Domain Analysis of Control Systems	41
8 Root Locus Technique	50
9 Frequency Domain Analysis	78

List of Scilab Codes

Exa 2.1	laplace transform of step function	6
Exa 2.2	laplace transform of exponential function	6
Exa 2.3	final value theorem	6
Exa 2.4	inverse laplace	7
Exa 2.5	partial fractions	7
Exa 2.7	inverse laplace transform	8
Exa 2.8	inverse laplace transform	8
Exa 2.9	inverse laplace transform	8
Exa 2.10	determinant of matrix	9
Exa 2.12	transpose of matrix	9
Exa 2.13	adjoint of matrix	9
Exa 2.14	equality of matrices	10
Exa 2.15	addition of matrices	10
Exa 2.16	conformability for multiplication of matrices	11
Exa 2.17	multiplication of matrices	11
Exa 2.18	inverse of 2x2 matrix	12
Exa 2.19	inverse of 3x3 matrix	12
Exa 2.20	rank of a matrix	13
Exa 2.21	z transform	13
Exa 2.22	z transform	14
Exa 2.23	z transform	14
Exa 2.25	final value theorem	14
Exa 3.1	closed loop transfer function matrix	15
Exa 3.3	masons gain formula applied to SFG in figure 3 15	15
Exa 3.4	masons gain formula	16
Exa 3.5	masons gain formula	17
Exa 3.6	masons gain formula	18
Exa 3.7	masons gain formula	18

Exa 3.9	masons gain formula	19
Exa 3.10	masons gain formula	20
Exa 3.11	masons gain formula	21
Exa 4.1	transfer fnuction of system	23
Exa 4.2	transfer fnuction of electric network	24
Exa 4.3	gear trains	24
Exa 4.4	mass spring system	25
Exa 4.5	mass spring system	25
Exa 4.9	incremental encoder	26
Exa 5.1	state transition equation	28
Exa 5.7	characteristic equation from transfer function	29
Exa 5.8	characteristic equation from state equation	29
Exa 5.9	eigen values	29
Exa 5.12	ccf form	30
Exa 5.13	ocf form	30
Exa 5.14	dcf form	31
Exa 5.18	system with identical eigen values	32
Exa 5.19	controllability	32
Exa 5.20	controllability	32
Exa 5.21	observability	33
Exa 6.1	stability of open loop systems	34
Exa 6.2	rouths tabulation to determine stability	35
Exa 6.3	rouths tabulation to determine stability	35
Exa 6.4	first element in any row of rouths tabulation is z	36
Exa 6.5	elements in any row of rouths tabulations are all	36
Exa 6.6	determining critical value of K	37
Exa 6.7	determining critical value of K	38
Exa 6.8	stability of closed loop systems	39
Exa 6.9	bilinear transformation method	39
Exa 6.10	bilinear transformation method	40
Exa 7.1	type of system	41
Exa 7.2	steady state errors from open loop tf	41
Exa 7.3	steady state errors from closed loop tf	43
Exa 7.4	steady state errors from closed loop tf	44
Exa 7.5	steady state errors from closed loop tf	46
Exa 7.6	steady state errors from closed loop tf	48
Exa 8.1	poles and zeros	50
Exa 8.2	root locus	50

Exa 8.3	root locus	53
Exa 8.4	root locus	54
Exa 8.5	root locus	55
Exa 8.8	angle of departure and angle of arrivals	56
Exa 8.9	multiple order pole	56
Exa 8.10	intersection of root loci with real axis	58
Exa 8.11	breakaway points	60
Exa 8.12	breakaway points	60
Exa 8.13	breakaway points	62
Exa 8.14	breakaway points	64
Exa 8.15	root sensitivity	64
Exa 8.16	calculation of K on root loci	65
Exa 8.17	properties of root loci	68
Exa 8.18	effect of addition of poles to system	68
Exa 8.19	effect of addition of zeroes to system	69
Exa 8.20	effect of moving poles near jw axis	73
Exa 8.21	effect of moving poles awat from jw axis	73
Exa 9.1	nyquist plot	78
Exa 9.2	nyquist plot	78
Exa 9.3	stability of non minimum phase loop tf	81
Exa 9.4	stability of minimum phase loop tf	83
Exa 9.5	stability of non minimum phase loop tf	83
Exa 9.6	stability of non minimum phase loop tf	86
Exa 9.7	stability of non minimum phase loop tf	86
Exa 9.8	effect of addition of poles	88
Exa 9.9	effect of addition of zeroes	88
Exa 9.10	multiple loop systems	91
Exa 9.14	gain margin and phase margin	94
Exa 9.15	bode plot	97
Exa 9.17	relative stability	97

List of Figures

8.1	poles and zeros	51
8.2	root locus	52
8.3	root locus	53
8.4	root locus	54
8.5	root locus	55
8.6	angle of departure and angle of arrivals	57
8.7	intersection of root loci with real axis	58
8.8	breakaway points	59
8.9	breakaway points	61
8.10	breakaway points	62
8.11	breakaway points	63
8.12	root sensitivity	65
8.13	root sensitivity	66
8.14	calculation of K on root loci	67
8.15	effect of addition of poles to system	69
8.16	effect of addition of poles to system	70
8.17	effect of addition of zeroes to system	71
8.18	effect of addition of zeroes to system	72
8.19	effect of moving poles near jw axis	74
8.20	effect of moving poles near jw axis	75
8.21	effect of moving poles awat from jw axis	76
8.22	effect of moving poles awat from jw axis	77
9.1	nyquist plot	79
9.2	nyquist plot	80
9.3	stability of non minimum phase loop tf	81
9.4	stability of minimum phase loop tf	82
9.5	stability of non minimum phase loop tf	84
9.6	stability of non minimum phase loop tf	85

9.7	stability of non minimum phase loop tf	87
9.8	effect of addition of poles	89
9.9	effect of addition of poles	90
9.10	effect of addition of zeroes	91
9.11	effect of addition of zeroes	92
9.12	multiple loop systems	93
9.13	gain margin and phase margin	95
9.14	bode plot	96
9.15	relative stability	98

Chapter 2

Mathematical Foundation

Scilab code Exa 2.1 laplace transform of step function

```
1 //laplace transform of unit function
2 syms t s
3 y=laplace('1',t,s)
4 disp(y,"F(s)=")
```

Scilab code Exa 2.2 laplace transform of exponential function

```
1 //laplace transform of exponential function
2 syms t s;
3 y=laplace('%e^(-1*t)',t,s);
4 disp(y,"ans=")
```

Scilab code Exa 2.3 final value theorem

```
1 //final value theorem
2 syms s
```

```

3 d=poly([0 2 1 1], 's', 'coeff')
4 n=poly([5], 's', 'coeff')
5 f=n/d;
6 disp(f, "F(s)=")
7 x=s*f;
8 y=limit(x,s,0); // final value theorem
9 disp(y, "f(inf)=")

```

Scilab code Exa 2.4 inverse laplace

```

1 //inverse laplace
2 syms s
3 F=1/(s^2+1) //w=1
4 disp(F, "F(s)=")
5 f=ilaplace(F)
6 disp(f, "f(t)=")
7 printf("since s*F(s) has two poles on imaginary axis
of s plane, final value theorem cannot be applied
in this case")

```

Scilab code Exa 2.5 partial fractions

```

1 //partial fractions
2 n=poly([3 5], 's', 'coeff')
3 d=poly([6 11 6 1], 's', 'coeff')
4 f=n/d;
5 disp(f, "F(s)=")
6 pf=pfss(f)
7 disp(pf)

```

Scilab code Exa 2.7 inverse laplace transform

```
1 //inverse laplace transform
2 n=poly([4], 's', 'coeff')
3 d=poly([4 8 1], 's', 'coeff') //w=2,damping ratio=2
4 G=n/d;
5 disp(G,"G(s)=")
6 pf=pfss(G)
7 disp(pf,"G(s)=")
8 syms s t
9 g1=ilaplace(pf(1),s,t)
10 g2=ilaplace(pf(2),s,t)
11 disp(g1+g2,"g(t)=")
```

Scilab code Exa 2.8 inverse laplace transform

```
1 //inverse laplace transform
2 n=poly([5 -1 -1], 's', 'coeff')
3 d=poly([0 -1 -2], 's', 'roots')
4 Y=n/d;
5 disp(Y,"Y(s)=")
6 pf=pfss(Y)
7 disp(pf,"Y(s)=")
8 syms s t
9 y1=ilaplace(pf(1),s,t)
10 y2=ilaplace(pf(2),s,t)
11 y3=ilaplace(pf(3),s,t)
12 disp(y1+y2+y3,"g(t)=")
13 l=limit(Y*s,s,0)
14 disp(l,"limit of y(t) as t tends to infinity=")
```

Scilab code Exa 2.9 inverse laplace transform

```

1 //inverse laplace transform
2 n=poly([1000], 's', 'coeff')
3 d=poly([0 1000 34.5 1], 's', 'coeff')
4 Y=n/d;
5 disp(Y, "Y(s)=")
6 pf=pfss(Y)
7 disp(pf, "Y(s)=")
8 syms s t
9 y1=ilaplace(pf(1), s, t)
10 y2=ilaplace(pf(2), s, t)
11 y3=ilaplace(pf(3), s, t)
12 disp(y1+y2+y3, "y(t)=")

```

Scilab code Exa 2.10 determinant of matrix

```

1 //determinant of the matrix
2 A=[1 2;3 4]
3 d=det(A)
4 disp(d)

```

Scilab code Exa 2.12 transpose of matrix

```

1 //transpose of a matrix
2 A=[3 2 1;0 -1 5]
3 t=A'
4 disp(t)

```

Scilab code Exa 2.13 adjoint of matrix

```

1 //adjoint of a matrix

```

```
2 A=[1 2;3 4]
3 i=inv(A)
4 a=i.*det(A)
5 disp(a)
```

Scilab code Exa 2.14 equality of matrices

```
1 //equality of matrices
2 A=[1 2;3 4]
3 B=[1 2;3 4]
4 x=1;
5 for i=1:2
6     for j=1:2
7         if A(i,j)~=B(i,j) then
8             x=0
9         end
10    end
11 end
12 if x==1 then
13     disp("matrices are equal")
14 else
15     disp("matrices are not equal")
16 end
```

Scilab code Exa 2.15 addition of matrices

```
1 //addition of matrices
2 A=[3 2;-1 4;0 -1]
3 B=[0 3;-1 2;1 0]
4 s=A+B
5 disp(s)
```

Scilab code Exa 2.16 conformability for multiplication of matrices

```
1 //conformablility for multiplication of matrices
2 A=[1 2 3;4 5 6]
3 B=[1 2 3]
4 C=size(A)
5 D=size(B)
6 if C(1,2)==D(1,1) then
7     disp("matrices are conformable for
8         multiplication AB")
9 else
10    disp("matrices are not conformable for
11        multiplication AB")
12 end
13 if D(1,2)==C(1,1) then
14    disp("matrices are conformable for
15        multiplication BA")
16 else
17    disp("matrices are not conformable for
18        multiplication BA")
19 end
```

Scilab code Exa 2.17 multiplication of matrices

```
1 //multiplication of matrices
2 A=[3 -1;0 1;2 0]
3 B=[1 0 -1;2 1 0]
4 C=size(A)
5 D=size(B)
6 if C(1,2)==D(1,1) then
7     AB=A*B
8     disp(AB,"AB=")
```

```

9  else
10     disp(" matrices are not conformable for
        multiplication AB")
11  end
12  if D(1,2)==C(1,1) then
13     BA=B*A
14     disp(BA,"BA=")
15  else
16     disp(" matrices are not conformable for
        multiplication BA")
17  end

```

Scilab code Exa 2.18 inverse of 2x2 matrix

```

1  //inverse of 2 X 2 matrix
2  A=[1 2;3 4]
3  d=det(A)
4  if det(A)~=0 then
5     i=inv(A)
6     disp(i,"A^-1=")
7  else
8     disp("inverse of a singular matrix doesnt exist"
        )
9  end

```

Scilab code Exa 2.19 inverse of 3x3 matrix

```

1  //inverse of a 3 X 3 matrix
2  A=[1 2 3;4 5 6;7 8 9]
3  d=det(A)
4  if det(A)~=0 then
5     i=inv(A)
6     disp(i,"A^-1=")

```



```

7 else
8     disp("inverse of a singular matrix doesnt exist"
9         )
9 end

```

Scilab code Exa 2.20 rank of a matrix

```

1 //rank of a matrix
2 A=[0 1;0 1]
3 [E,Q,Z ,stair ,rk1]=ereduc(A,1.d-15)
4 disp(rk1,"rank of A=")
5 B=[0 5 1 4;3 0 3 2]
6 [E,Q,Z ,stair ,rk2]=ereduc(B,1.d-15)
7 disp(rk2,"rank of B=")
8 C=[3 9 2;1 3 0;2 6 1]
9 [E,Q,Z ,stair ,rk3]=ereduc(C,1.d-15)
10 disp(rk3,"rank of C=")
11 D=[3 0 0;1 2 0;0 0 1]
12 [E,Q,Z ,stair ,rk4]=ereduc(D,1.d-15)
13 disp(rk4,"rank of D=")

```

Scilab code Exa 2.21 z transform

```

1 //z transform
2 syms n z;
3 a=1;
4 x =%e^-(a*n);
5 X = symsum(x*(z^(-n)),n,0,%inf)
6 disp(X,"ans=")

```

Scilab code Exa 2.22 z transform

```
1 //z transform
2 syms n z;
3 x =1;
4 X = symsum(x*(z^(-n)),n,0,%inf)
5 disp(X,"ans=")
```

Scilab code Exa 2.23 z transform

```
1 //z transform
2 //t=k*T
3 syms k z;
4 a=1;
5 T=1;
6 x =%e^-(a*k*T);
7 X = symsum(x*(z^(-k)),k,0,%inf)
8 disp(X,"ans=")
```

Scilab code Exa 2.25 final value theorem

```
1 //final value theorem
2 z=%z
3 sys=syslin('c',0.792*z^2/((z-1)*(z^2-0.416*z+0.208))
4 )
5 syms z
6 l=limit(sys*(1-z^-1),z,1)
7 disp(l,"limit as k approaches infinity=")
```

Chapter 3

Transfer Functions Block Diagrams and Signal Flow Graphs

Scilab code Exa 3.1 closed loop transfer function matrix

```
1 //closed loop transfer function matrix
2 s=%s
3 G=[1/(s+1) -1/s;2 1/(s+2)]
4 H=[1 0;0 1]
5 GH=G*H
6 disp(GH,"G(s)H(s)=")
7 I=[1 0;0 1]
8 x=I+GH
9 y=inv(x)
10 M=y*G
11 disp(M,"M(s)=")
```

Scilab code Exa 3.3 masons gain formula applied to SFG in figure 3 15

```

1 //mason's gain formula applied to SFG in figure 3-15
2 syms G H
3 M1=G //as seen from SFG there is only one
    forward path
4 L11=-G*H //only one loop and no non touching
    loops
5 delta=1-L11
6 delta1=1
7 Y=M1*delta1/delta
8 disp(Y,"Y(s)/R(s)=")

```

Scilab code Exa 3.4 masons gain formula

```

1 //masons gain formula applied to SFG in figure 3-8(d
    )
2 //two forward paths
3 syms a12 a23 a24 a25 a32 a34 a43 a44 a45
4 M1=a12*a23*a34*a45
5 M2=a12*a25
6 //four loops
7 L11=a23*a32
8 L21=a34*a43
9 L31=a24*a32*a43
10 L41=a44
11 //one pair of non touching loops
12 L12=a23*a32*a44
13 delta=1-(L11+L21+L31+L41)+(L12)
14 delta1=1
15 delta2=1-(L21+L41)
16 x=(M1*delta1+M2*delta2)/delta
17 disp(x,"y5/y1=")
18 //if y2 is output node
19 M1=a12
20 delta1=1-(L21+L41)
21 y=(M1*delta1)/delta

```

```
22 disp(y,"y2/y1=")
```

Scilab code Exa 3.5 masons gain formula

```
1 //mason's gain formula applied to SFG in figure 3-16
2 //y2 as output node
3 syms G1 G2 G3 G4 G5 H1 H2 H3 H4
4 M1=1
5 L11=-G1*H1
6 L21=-G3*H2
7 L31=G1*G2*G3*-H3
8 L41=-H4
9 L12=G1*H1*G3*H2
10 L22=G1*H1*H4
11 L32=G3*H2*H4
12 L42=-G1*G2*G3*H3*H4
13 L13=-G1*H1*G3*H2*H4
14 delta=1-(L11+L21+L31+L41)+(L12+L22+L32+L42)+L13
15 delta1=1-(L21+L41)+(L32)
16 x=M1*delta1/delta
17 disp(x,"y2/y1=")
18 //y4 as output node
19 M1=G1*G2
20 delta1=1-(L41)
21 y=M1*delta1/delta
22 disp(y,"y4/y1=")
23 //y6 or y7 as output node
24 M1=G1*G2*G3*G4
25 M2=G1*G5
26 delta1=1
27 delta2=1-(L21)
28 z=(M1*delta1+M2*delta2)/delta
29 disp(z,"y6/y1=y7/y1=")
```

Scilab code Exa 3.6 masons gain formula

```
1 //mason's gain formula applied to SFG in figure 3-16
2 //y2 as output node
3 syms G1 G2 G3 G4 G5 H1 H2 H3 H4
4 M1=1
5 L11=-G1*H1
6 L21=-G3*H2
7 L31=G1*G2*G3*-H3
8 L41=-H4
9 L12=G1*H1*G3*H2
10 L22=G1*H1*H4
11 L32=G3*H2*H4
12 L42=-G1*G2*G3*H3*H4
13 L13=-G1*H1*G3*H2*H4
14 delta=1-(L11+L21+L31+L41)+(L12+L22+L32+L42)+L13
15 delta1=1-(L21+L41)+(L32)
16 x=M1*delta1/delta
17 disp(x,"y2/y1=")
18 //y7 as output node
19 M1=G1*G2*G3*G4
20 M2=G1*G5
21 delta1=1
22 delta2=1-(L21)
23 y=(M1*delta1+M2*delta2)/delta
24 disp(y,"y7/y1=")
25 z=y/x // (y7/y2)=(y7/y1)/(y2/y1)
26 disp(z,"y7/y2=")
```

Scilab code Exa 3.7 masons gain formula

```
1 //block diagram is converted to SFG
```

```

2 //mason's gain formula applied to SFG in figure 3-17
3 //E as output node
4 syms G1 G2 G3 G4 H1 H2
5 M1=1
6 L11=-G1*G2*H1
7 L21=-G2*G3*H2
8 L31=-G1*G2*G3
9 L41=-G1*G4
10 L51=-G4*H2
11 delta=1-(L11+L21+L31+L41+L51)
12 delta1=1-(L21+L51+L11)
13 x=M1*delta1/delta
14 disp(x,"E(s)/R(s)=")
15 //Y as output node
16 M1=G1*G2*G3
17 M2=G1*G4
18 delta1=1
19 delta2=1
20 y=(M1*delta1+M2*delta2)/delta
21 disp(y,"Y(s)/R(s)=")

```

Scilab code Exa 3.9 masons gain formula

```

1 //finding transfer function from state diagram by
  applying gain formula
2 //state diagram is shown in figure 3-21
3 syms s
4 //initial conditions are sset to zero
5 M1=s^-1*s^-1
6 L11=-3*s^-1
7 L21=-2*s^-1*s^-1
8 delta=1-(L11+L21)
9 delta1=1
10 x=M1*delta1/delta
11 disp(x,"Y(s)/R(s)=")

```

Scilab code Exa 3.10 masons gain formula

```
1 //applying gain formula to state diagram 3-22
2 //r(t),x1(t) and x2(t) are input nodes
3 //y(t) is output node
4 //superposition principle holds good
5
6 syms s r x1 x2
7 //r(t) as input node and y(t) as output node
8 M1=0
9 delta1=1
10 delta=1
11 a=(M1*delta1)/delta
12 y1=a*r
13 disp(y1,"y1(t)=")
14
15 //x1(t) as input node and y(t) as output node
16 M1=1
17 delta1=1
18 b=(M1*delta1)/delta
19 y2=b*x1
20 disp(y2,"y2(t)=")
21
22 //x2(t) as input node and y(t) as output node
23 M1=0
24 delta1=1
25 c=(M1*delta1)/delta
26 y3=c*x2
27 disp(y3,"y3(t)=")
28
29 disp(y1+y2+y3,"y(t)=")
```

Scilab code Exa 3.11 masons gain formula

```
1 //applying gain formula to state diagram in figure
   3-23(b)
2 //r(t),x1(t),x2(t) and x3(t) are input nodes
3 //y(t) is output node
4 //superposition principle holds good
5
6 syms s a0 a1 a2 a3 r x1 x2 x3
7 //r(t) as input node and y(t) as output node
8 M1=0
9 delta1=1
10 L11=-a0*a3
11 delta=1-(L11)
12 a=(M1*delta1)/delta
13 y1=a*r
14 disp(y1,"y1(t)=")
15
16 //x1(t) as input node and y(t) as output node
17 M1=1
18 delta1=1
19 b=(M1*delta1)/delta
20 y2=b*x1
21 disp(y2,"y2(t)=")
22
23 //x2(t) as input node and y(t) as output node
24 M1=0
25 delta1=1
26 c=(M1*delta1)/delta
27 y3=c*x2
28 disp(y3,"y3(t)=")
29
30 //x3(t) as input node and y(t) as output node
31 M1=a0
32 delta1=1
33 d=(M1*delta1)/delta
34 y4=d*x3
35 disp(y4,"y4(t)=")
```

36

37 `disp(y1+y2+y3+y4,"y(t)=")`

Chapter 4

Mathematical Modelling of Physical Systems

Scilab code Exa 4.1 transfer function of system

```
1 //transfer function of the system
2 //from state diagram in 4-1(b)
3 //initial conditions are taken as zero
4 //considering voltage across capacitor as output
5 syms R L C
6 s=%s
7 M1=(1/L)*(s^-1)*(1/C)*(s^-1)
8 L11=-(s^-1)*(R/L)
9 delta=1-(L11)
10 delta1=1
11 x=M1*delta1/delta
12 disp(x,"Ec(s)/E(s)=")
13 //considering current in the circuit as output
14 M1=(1/L)*(s^-1)
15 delta1=1
16 y=M1*delta1/delta
17 disp(y,"I(s)/E(s)=")
```

Scilab code Exa 4.2 transfer function of electric network

```
1 //transfer function of electric network
2 //from state diagram in 4-2(b)
3 //initial conditions are taken as zero
4 //considering i1 as output
5 syms R1 R2 L1 L2 C
6 s=%s
7 M1=(1/L1)*(s^-1)
8 L11=-(s^-1)*(R1/L1)
9 L21=-(s^-1)*(1/C)*(s^-1)*(1/L1)
10 L31=-(s^-1)*(1/L2)*(s^-1)*(1/C)
11 L41=-(s^-1)*(R2/L2)
12 L12=L11*L31
13 L22=L11*L41
14 L32=L21*L41
15 delta=1-(L11+L21+L31+L41)+(L12+L22+L32)
16 delta1=1-(L31+L41)
17 x=M1*delta1/delta
18 disp(x," I1(s)/E(s)=")
19 //considering i2 as output
20 M1=(1/L1)*(s^-1)*(1/C)*(s^-1)*(1/L2)*(s^-1)
21 delta1=1
22 y=M1*delta1/delta
23 disp(y," I2(s)/E(s)=")
24 //considering voltage across capacitor as output
25 M1=(1/L1)*(s^-1)*(1/C)*(s^-1)
26 delta1=1-L41
27 z=M1*delta1/delta
28 disp(z," Ec(s)/E(s)=")
```

Scilab code Exa 4.3 gear trains

```

1 //gear trains
2 printf("Given \n inertia (J2)=0.05oz-in.-sec^2 \n
        frictional torque(T2)=2oz-in. \n N1/N2(r)=1/5")
3 J2=0.05;
4 disp(J2,"J2=")
5 T2=2;
6 disp(T2,"T2=")
7 r=1/5
8 disp(r,"N1/N2=")
9 printf("J1=(N1/N2)^2*J2 \n T1=(N1/N2)*T2")
10 J1=(r)^2*J2;
11 disp(J1,"The reflected inertia on side of N1=")
12 T1=(r)*T2
13 disp(T1,"The reflected coulumb friction is=")

```

Scilab code Exa 4.4 mass spring system

```

1 //mass-spring system
2 //free body diagram and state diagram are drawn as
  shown in figure 4-18(b) and 4-18(c)
3 //applying gain formula to state diagram
4 syms K M B
5 s=%s
6 M1=(1/M)*(s^-2)
7 L11=-(B/M)*(s^-1)
8 L21=-(K/M)*(s^-2)
9 delta=1-(L11+L21)
10 delta1=1
11 x=M1*delta1/delta
12 disp(x,"Y(s)/F(s)=")

```

Scilab code Exa 4.5 mass spring system

```

1 //mass-spring system
2 //free body diagram and state diagram are drawn as
   shown in figure 4-19(b) and 4-19(c)
3 //applying gain formula to state diagram
4 syms K M B
5 s=%s
6 //considering y1 as output
7 M1=(1/M)
8 L11=-(B/M)*(s^-1)
9 L21=-(K/M)*(s^-2)
10 L31=(K/M)*(s^-2)
11 delta=1-(L11+L21+L31)
12 delta1=1-(L11+L21)
13 x=M1*delta1/delta
14 disp(x,"Y1(s)/F(s)=")
15 //considering y2 as output
16 M1=(1/K)*(K/M)*(s^-2)
17 delta1=1
18 y=M1*delta1/delta
19 disp(y,"Y2(s)/F(s)=")

```

Scilab code Exa 4.9 incremental encoder

```

1 //incremental encoder
2 //2 sinusoidal signals
3 //generates four zero crossings per cycle(zc)
4 //printwheel has 96 characters on its pheriphery(ch)
   and encoder has 480 cycles(cyc)
5 zc=4
6 ch=96
7 cyc=480
8 zcpr=cyc*zc //zero crossings per revolution
9 disp(zcpr,"zero_crossings_per_revolution=")
10 zcpc=zcpr/ch //zreo crossings per character
11 disp(zcpc,"zero_crossings_per_character=")

```

```
12 //500khz clock is used
13 //500 pulses/zero crossing
14 shaft_speed=500000/500
15 x=shaft_speed/zcpr
16 disp(x,"ans=") //in rev per sec
```

Chapter 5

State Variable Analysis

Scilab code Exa 5.1 state transition equation

```
1 //state transition equation
2 //as seen from state equation A=[0 1;-2 -3] B=[0;1]
   E=0;
3 A=[0 1;-2 -3]
4 B=[0;1]
5 s=poly(0, 's');
6 [Row Col]=size(A) //Size of a matrix
7 m=s*eye(Row,Col)-A //sI-A
8 n=det(m) //To Find The Determinant of si
   -A
9 p=inv(m) ; // To Find The Inverse Of sI-A
10 U=1/s
11 p=p*U
12 syms t s;
13 disp(p,"phi(s)=") //Resolvent Matrix
14 for i=1:Row
15 for j=1:Col
16 //Taking Inverse Laplace of each element of Matrix
   phi(s)
17 q(i,j)=ilaplace(p(i,j),s,t);
18 end;
```



```

19 end;
20 disp(q," phi(t)=")//State Transition Matrix
21 y=q*B; //x(t)=phi(t)*x(0)
22 disp(y," Solution To The given eq.=")

```

Scilab code Exa 5.7 characteristic equation from transfer function

```

1 //characteristic equation from transfer function
2 s=%s
3 sys=syslin('c',1/(s^3+5*s^2+s+2))
4 c=denom(sys)
5 disp(c," characteristic equation=")

```

Scilab code Exa 5.8 characteristic equation from state equation

```

1 //characteristic equation from state equation
2 A=[0 1 0;0 0 1;-2 -1 -5]
3 B=[0;0;1]
4 C=[1 0 0]
5 D=[0]
6 [Row Col]=size(A)
7 Gr=C*inv(s*eye(Row,Col)-A)*B+D
8 c=denom(Gr)
9 disp(c," characteristic equation=")

```

Scilab code Exa 5.9 eigen values

```

1 //eigen values
2 A=[0 1 0;0 0 1;-2 -1 -5]
3 e=spec(A) //spec gives eigen values of matrix
4 disp(e," eigen values=")

```

Scilab code Exa 5.12 ccf form

```
1 //OCF form
2 s=%s
3 A=[1 2 1;0 1 3;1 1 1]
4 B=[1;0;1]
5 [row,col]=size(A)
6 c=s*eye(row,col)-A
7 x=det(c)
8 r=coeff(x)
9 M=[r(1,2) r(1,3) 1;r(1,3) 1 0;1 0 0]
10 S=[B A*B A^2*B]
11 disp(S,"controllability matrix=")
12 if (det(S)==0) then
13     printf("system cannot be transformed into ccf
14           form")
15 else
16     printf("system can be transformed into ccf form"
17           )
18 end
19 P=S*M
20 disp(P,"P=")
21 Accf=inv(P)*A*P
22 Bccf=inv(P)*B
23 disp(Accf,"Accf=")
24 disp(Bccf,"Bccf=")
```

Scilab code Exa 5.13 ocf form

```
1 //OCF form
2 A=[1 2 1;0 1 3;1 1 1]
```

```

3 B=[1;0;1]
4 C=[1 1 0]
5 D=0
6 [row,col]=size(A)
7 c=s*eye(row,col)-A
8 x=det(c)
9 r=coeff(x)
10 M=[r(1,2) r(1,3) 1;r(1,3) 1 0;1 0 0]
11 V=[C;C*A;C*A^2]
12 disp(V,"observability matrix=")
13 if (det(V)==0) then
14     printf("system cannot be transformed into ocf
15           form")
16 else
17     printf("system can be transformed into ocf form"
18           )
19 end
20 Q=inv(M*V)
21 disp(Q,"Q=")
22 Aocf=inv(Q)*A*Q
23 Cocf=C*Q
24 B=inv(Q)*B
25 disp(Aocf,"Aocf=")
26 disp(Cocf,"Cocf=")

```

Scilab code Exa 5.14 dcf form

```

1 //DCF form
2 A=[0 1 0;0 0 1;-6 -11 -6]
3 x=spec(A)
4 T=[1 1 1;x(1,1) x(2,1) x(3,1);(x(1,1))^2 (x(2,1))^2
5   (x(3,1))^2]
6 Adcf=inv(T)*A*T
7 disp(Adcf,"Adcf=")

```

Scilab code Exa 5.18 system with identical eigen values

```
1 //system with identical eigen values
2 A=[1 0;0 1] //lamda1=1
3 B=[2;3] //b11=2 b21=3
4 S=[B A*B]
5 if det(S)==0 then
6     printf("system is uncontrollable")
7 else
8     printf("system is controllable")
9     end
```

Scilab code Exa 5.19 controllability

```
1 //controllability
2 A=[-2 1;0 -1]
3 B=[1;0]
4 S=[B A*B]
5 if det(S)==0 then
6     printf("system is uncontrollable")
7 else
8     printf("system is controllable")
9     end
```

Scilab code Exa 5.20 controllability

```
1 //controllability
2 A=[1 2 -1;0 1 0;1 -4 3]
3 B=[0;0;1]
```

```
4 S=[B A*B A^2*B]
5 if det(S)==0 then
6     printf("system is uncontrollable")
7 else
8     printf("system is controllable")
9     end
```

Scilab code Exa 5.21 observability

```
1 //observability
2 A=[-2 0;0 -1]
3 B=[3;1]
4 C=[1 0]
5 V=[C;C*A]
6 if det(V)==0 then
7     printf("system is unobservable")
8 else
9     printf("system is observable")
10    end
```

Chapter 6

Stability of Linear Control Systems

Scilab code Exa 6.1 stability of open loop systems

```
1 //stability of open loop systems
2 s=%s
3 sys1=syslin('c',20/((s+1)*(s+2)*(s+3)))
4 disp(sys1,"M(s)=")
5 printf("sys1 is stable as there are no poles or
        zeroes in RHP")
6 sys2=syslin('c',20*(s+1)/((s-1)*(s^2+2*s+2)))
7 disp(sys2,"M(s)=")
8 printf("sys2 is unstable due to pole at s=1")
9 sys3=syslin('c',20*(s-1)/((s+2)*(s^2+4)))
10 disp(sys3,"M(s)=")
11 printf("sys3 is marginally stable or marginally
        unstable due to s=j2 and s=-j2")
12 sys4=syslin('c',10/((s+10)*(s^2+4)^2))
13 disp(sys4,"M(s)=")
14 printf("sys4 is unstable due to multiple order pole
        at s=j2 and s=-j2")
15 sys5=syslin('c',10/(s^4+30*s^3+s^2+10*s))
16 disp(sys5,"M(s)=")
```

```
17 printf("sys5 is stable if pole at s=0 is placed  
intentionally")
```

Scilab code Exa 6.2 rouths tabulation to determine stability

```
1 //rouths tabulations to determine stability  
2 s=%s;  
3 m=s^3-4*s^2+s+6;  
4 disp(m)  
5 r=coeff(m)  
6 n=length(r)  
7 routh=routh_t(m) //This Function generates the Routh  
table  
8 disp(routh,"rouths tabulation=")  
9 c=0;  
10 for i=1:n  
11 if (routh(i,1)<0)  
12 c=c+1;  
13 end  
14 end  
15 if(c>=1)  
16 printf("system is unstable")  
17 else printf("system is stable")  
18 end
```

Scilab code Exa 6.3 rouths tabulation to determine stability

```
1 //rouths tabulations to determine stability  
2 s=%s;  
3 m=2*s^4+s^3+3*s^2+5*s+10;  
4 disp(m)  
5 r=coeff(m)  
6 n=length(r)
```

```

7 routh=routh_t(m) //This Function generates the Routh
  table
8 disp(routh,"rouths tabulation=")
9 c=0;
10 for i=1:n
11 if (routh(i,1)<0)
12 c=c+1;
13 end
14 end
15 if(c>=1)
16 printf("system is unstable")
17 else printf("system is stable")
18 end

```

Scilab code Exa 6.4 first element in any row of rouths tabulation is z

```

1 //first element in any row of rouths tabulation is
  zero
2 s=%s
3 m=s^4+s^3+2*s^2+2*s+3
4 r=coeff(m); //Extracts the coefficient of the
  polynomial
5 n=length(r);
6 routh=routh_t(m)
7 disp(routh,"routh=")
8 printf("since there are two sign changes in the
  rouths tabulation ,sys is unstable")

```

Scilab code Exa 6.5 elements in any row of rouths tabulations are all

```

1 //elements in one row of rouths tabulations are all
  zero
2 s=%s;

```



```

3 m=s^5+4*s^4+8*s^3+8*s^2+7*s+4;
4 disp(m)
5 r=coeff(m)
6 n=length(r)
7 routh=routh_t(m)
8 disp(routh,"rouths tabulations=")
9 c=0;
10 for i=1:n
11 if (routh(i,1)<0)
12 c=c+1;
13 end
14 end
15 if(c>=1)
16 printf("system is unstable")
17 else printf("system is marginally stable")
18 end

```

Scilab code Exa 6.6 determining critical value of K

```

1 //determining critical value of K
2 s=%s
3 syms K
4 m=s^3+3408.3*s^2+1204000*s+1.5*10^7*K
5 cof_a_0 = coeffs(m, 's', 0);
6 cof_a_1 = coeffs(m, 's', 1);
7 cof_a_2 = coeffs(m, 's', 2);
8 cof_a_3 = coeffs(m, 's', 3);
9
10 r=[cof_a_0 cof_a_1 cof_a_2 cof_a_3]
11
12 n=length(r);
13 routh=[r([4,2]);r([3,1])];
14 routh=[routh;-det(routh)/routh(2,1),0];
15 t=routh(2:3,1:2); //extracting the square sub block
    of routh matrix

```

```

16 routh=[routh;-det(t)/t(2,1),0]
17 disp(routh,"rouths tabulation=")
18 routh(3,1)=0 //For marginaly stable system
19 sys=syslin('c',1.5*10^7/(s^3+3408.3*s^2+1204000*s))
20 k=kpure(sys)
21 disp(k,"K(marginal)=")
22 disp('=0',routh(2,1)*(s^2)+1.5*10^7*k,"auxillary
    equation")
23 p=poly([1.5*10^7*k,0,3408.3],'s','coeff')
24 s=roots(p)
25 disp(s,"Frequency of oscillation(in rad/sec)=")

```

Scilab code Exa 6.7 determining critical value of K

```

1 //determining critical value of K
2 s=%s
3 syms K
4 m=s^3+3*K*s^2+(K+2)*s+4
5 cof_a_0 = coeffs(m,'s',0);
6 cof_a_1 = coeffs(m,'s',1);
7 cof_a_2 = coeffs(m,'s',2);
8 cof_a_3 = coeffs(m,'s',3);
9
10 r=[cof_a_0 cof_a_1 cof_a_2 cof_a_3]
11
12 n=length(r);
13 routh=[r([4,2]);r([3,1])];
14 routh=[routh;-det(routh)/routh(2,1),0];
15 t=routh(2:3,1:2); //extracting the square sub block
    of routh matrix
16 routh=[routh;-det(t)/t(2,1),0]
17 disp(routh,"rouths tabulation=")
18 routh(3,1)=0 //For marginaly stable system
19 sys=syslin('c',s*(3*s+1)/(s^3+2*s+4))
20 k=kpure(sys)

```

21 `disp(k, "K(marginal)=")`

Scilab code Exa 6.8 stability of closed loop systems

```
1 //stability of closed loop systems
2 z=%z
3 sys1=syslin('c',5*z/((z-0.2)*(z-0.8)))
4 disp(sys1,"M(z)=")
5 printf("sys1 is stable")
6 sys2=syslin('c',5*z/((z+1.2)*(z-0.8)))
7 disp(sys2,"M(z)=")
8 printf("sys2 is unstable due to pole at z=-1.2")
9 sys3=syslin('c',5*(z+1)/(z*(z-1)*(z-0.8)))
10 disp(sys3,"M(z)=")
11 printf("sys3 is marginally stable due to z=1")
12 sys4=syslin('c',5*(z+1.2)/(z^2*(z+1)^2*(z+0.1)))
13 disp(sys4,"M(z)=")
14 printf("sys4 is unstable due to multiple order pole
    at z=-1")
```

Scilab code Exa 6.9 bilinear transformation method

```
1 //bilinear transformation method
2 r=%s
3 //p=z^3+5.94*z^2+7.7*z-0.368
4 //substituting z=(1+r)/(1-r) we get
5 m=3.128*r^3-11.47*r^2+2.344*r+14.27
6 x=coeff(m)
7 n=length(x)
8 routh=routh_t(m)
9 disp(routh,"rouths tabulations")
10 c=0;
11 for i=1:n
```

```

12 if (routh(i,1)<0) then
13 c=c+1
14 end
15 end
16 if (c>=1) then
17 printf("system is unstable")
18 else printf("system is stable")
19 end

```

Scilab code Exa 6.10 bilinear transformation method

```

1 //bilinear transformation method
2 s=%s
3 syms K
4 //p=z^3+z^2+z+K
5 //substituting z=(1+r)/(1-r) we get
6 m=(1-K)*s^3+(1+3*K)*s^2+3*(1-K)*s+3+K
7 cof_a_0 = coeffs(m, 's', 0);
8 cof_a_1 = coeffs(m, 's', 1);
9 cof_a_2 = coeffs(m, 's', 2);
10 cof_a_3 = coeffs(m, 's', 3);
11
12 r=[cof_a_0 cof_a_1 cof_a_2 cof_a_3]
13
14 n=length(r);
15 routh=[r([4,2]);r([3,1])];
16 routh=[routh;-det(routh)/routh(2,1),0];
17 t=routh(2:3,1:2); //extracting the square sub block
    of routh matrix
18 routh=[routh;-det(t)/t(2,1),0]
19 disp(routh,"rouths tabulation=")

```

Chapter 7

Time Domain Analysis of Control Systems

Scilab code Exa 7.1 type of system

```
1 //type of system
2 s=%s
3 G1=syslin('c', (1+0.5*s)/(s*(1+s)*(1+2*s)*(1+s+s^2)))
4 disp(G1, "G(s)=")
5 printf("type 1 as it has one s term in denominator")
6 G2=syslin('c', (1+2*s)/s^3)
7 disp(G2, "G(s)=")
8 printf("type 3 as it has 3 poles at origin")
```

Scilab code Exa 7.2 steady state errors from open loop tf

```
1 //steady state errors from open loop transfer
  function
2 s=%s;
3 //type 1 system
4 G=syslin('c', (s+3.15)/(s*(s+1.5)*(s+0.5))) //K=1
```

```

5 disp(G,"G(s)=")
6 H=1;
7 y=G*H;
8 disp(y,"G(s)H(s)=")
9 syms s;
10 Kv=limit(s*y,s,0); //Kv= velocity error coefficient
11 Ess=1/Kv
12 //Referring the table 7.1 given in the book ,For type
    1 system Kp=%inf,Ess=0 & Ka=0,Ess=%inf
13 printf("For type1 system \n step input Kp=inf Ess=0
    \n \n parabolic input Ka=0 Ess=inf \n ")
14 disp(Kv,"ramp input Kv=")
15 disp(Ess,"Ess=")
16 //type 2 system
17 p=poly([1], 's', 'coeff');
18 q=poly([0 0 12 1], 's', 'coeff');
19 G=p/q; //K=1
20 disp(G,"G(s)=")
21 H=1;
22 y=G*H;
23 disp(y,"G(s)H(s)=")
24 Ka=limit(s^2*y,s,0); //Ka= parabolic error
    coefficient
25 Ess=1/Ka
26 //Referring the table 7.1 given in the book ,For type
    2 system Kp=%inf,Ess=0 & Kv=inf,Ess=0
27 printf("For type2 system \n step input Kp=inf Ess=0
    \n ramp input Kv=inf Ess=0 \n ")
28 disp(Ka,"parabolic input Ka=")
29 disp(Ess,"Ess=")
30 //type 2 system
31 p=poly([5 5], 's', 'coeff');
32 q=poly([0 0 60 17 1], 's', 'coeff');
33 G=p/q; //K=1
34 disp(G,"G(s)=")
35 H=1;
36 y=G*H;
37 disp(y,"G(s)H(s)=")

```

```

38 Ka=limit(s^2*y,s,0); //Ka= parabolic error
    coefficient
39 Ess=1/Ka
40 //Referring the table 7.1 given in the book ,For type
    2 system Kp=%inf,Ess=0 & Kv=inf,Ess=0
41 printf("For type2 system \n step input Kp=inf Ess=0
    \n ramp input Kv=inf Ess=0 \n ")
42 disp(Ka,"parabolic input Ka=")
43 disp(Ess,"Ess=")

```

Scilab code Exa 7.3 steady state errors from closed loop tf

```

1 //steady state errors from closed loop transfer
    functions
2 s=%s
3 p=poly([3.15 1 0], 's', 'coeff'); //K=1
4 q=poly([3.15 1.75 2 1], 's', 'coeff');
5 M=p/q
6 disp(M,"M(s)=")
7 H=1;
8 R=1;
9 b=coeff(p)
10 a=coeff(q)
11
12 //step input
13 if (a(1,1)==b(1,1)) then
14     printf("for unit step input Ess=0" )
15 else
16     Ess=1/H*(1-(b(1,1)*H/a(1,1)))*R
17     disp(Ess,"for unit step input Ess=")
18 end
19
20 //ramp input
21 c=0
22 for i=1:2

```

```

23     if(a(1,i)-b(1,i)*H==0) then
24         c=c+1
25     end
26 end
27 if(c==2)
28     printf("for unit ramp input Ess=0")
29     else if(c==1) then
30         Ess=(a(1,2)-b(1,2)*H)/a(1,1)*H
31         disp(Ess,"for unit ramp input Ess=")
32     else printf("for unit ramp input Ess=inf")
33     end
34 end
35
36 //parabolic input
37 c=0
38 for i=1:3
39     if(a(1,i)-b(1,i)*H==0) then
40         c=c+1
41     end
42 end
43 if(c==3)
44     printf("for unit parabolic input Ess=0")
45     else if(c==2) then
46         Ess=(a(1,3)-b(1,3)*H)/a(1,1)*H
47         disp(Ess,"for unit parabolic input Ess="
48             )
49     else printf("for unit parabolic input Ess=
50         inf")
51     end
52 end

```

Scilab code Exa 7.4 steady state errors from closed loop tf

```

1 //steady state errors from closed loop transfer
  functions

```



```

2 s=%s
3 p=poly([5 5 0], 's', 'coeff');
4 q=poly([5 5 60 17 1], 's', 'coeff');
5 M=p/q
6 disp(M, "M(s)=")
7 H=1;
8 R=1;
9 b=coeff(p)
10 a=coeff(q)
11
12 //step input
13 if (a(1,1)==b(1,1)) then
14     printf("for unit step input Ess=0 \n" )
15 else
16     Ess=1/H*(1-(b(1,1)*H/a(1,1)))*R
17     disp(Ess, "for unit step input Ess=")
18 end
19
20 //ramp input
21 c=0
22 for i=1:2
23     if(a(1,i)-b(1,i)*H==0) then
24         c=c+1
25     end
26 end
27 if(c==2)
28     printf("for unit ramp input Ess=0 \n")
29 else if(c==1) then
30     Ess=(a(1,2)-b(1,2)*H)/a(1,1)*H
31     disp(Ess, "for unit ramp input Ess=")
32     else printf("for unit ramp input Ess=inf \n"
33         )
34     end
35 end
36 //parabolic input
37 c=0
38 for i=1:3

```

```

39     if(a(1,i)-b(1,i)*H==0) then
40         c=c+1
41     end
42 end
43 if(c==3)
44     printf("for unit parabolic input Ess=0 \n")
45     else if(c==2) then
46         Ess=(a(1,3)-b(1,3)*H)/a(1,1)*H
47         disp(Ess,"for unit parabolic input Ess="
48             )
49     else printf("for unit parabolic input Ess=
50         inf \n")
51     end
52 end

```

Scilab code Exa 7.5 steady state errors from closed loop tf

```

1 //steady state errors from closed loop transfer
  functions
2 s=%s
3 p=poly([5 1 0], 's', 'coeff');
4 q=poly([5 5 60 17 1], 's', 'coeff');
5 M=p/q
6 disp(M,"M(s)=")
7 H=1;
8 R=1;
9 b=coeff(p)
10 a=coeff(q)
11
12 //step input
13 if (a(1,1)==b(1,1)) then
14     printf("for unit step input Ess=0 \n" )
15 else
16     Ess=1/H*(1-(b(1,1)*H/a(1,1)))*R
17     disp(Ess,"for unit step input Ess=")

```

```

18 end
19
20 //ramp input
21 c=0
22 for i=1:2
23     if(a(1,i)-b(1,i)*H==0) then
24         c=c+1
25     end
26 end
27 if(c==2)
28     printf("for unit ramp input Ess=0 \n")
29     else if(c==1) then
30         Ess=(a(1,2)-b(1,2)*H)/a(1,1)*H
31         disp(Ess,"for unit ramp input Ess=")
32     else printf("for unit ramp input Ess=inf \n"
33         )
34     end
35
36 //parabolic input
37 c=0
38 for i=1:3
39     if(a(1,i)-b(1,i)*H==0) then
40         c=c+1
41     end
42 end
43 if(c==3)
44     printf("for unit parabolic input Ess=0 \n")
45     else if(c==2) then
46         Ess=(a(1,3)-b(1,3)*H)/a(1,1)*H
47         disp(Ess,"for unit parabolic input Ess=")
48     else printf("for unit parabolic input Ess=
49         inf \n")
50     end
51 end

```

Scilab code Exa 7.6 steady state errors from closed loop tf

```
1 //steady state errors from closed loop transfer
  functions
2 s=%s
3 p=poly([5 1 0], 's', 'coeff');
4 q=poly([10 10 60 17 1], 's', 'coeff');
5 M=p/q
6 disp(M, "M(s)=")
7 H=2;
8 R=1;
9 b=coeff(p)
10 a=coeff(q)
11
12 //step input
13 if (a(1,1)==b(1,1)) then
14     printf("for step input Ess=0 \n" )
15 else
16     Ess=1/H*(1-(b(1,1)*H/a(1,1)))*R
17     disp(Ess, "for step input Ess=")
18 end
19
20 //ramp input
21 c=0
22 for i=1:2
23     if(a(1,i)-b(1,i)*H==0) then
24         c=c+1
25     end
26 end
27 if(c==2)
28     printf("for ramp input Ess=0 \n")
29 else if(c==1) then
30     Ess=(a(1,2)-b(1,2)*H)/a(1,1)*H
31     disp(Ess, "for ramp input Ess=")
```

```

32         else printf("for ramp input Ess=inf \n")
33     end
34 end
35
36 //parabolic input
37 c=0
38 for i=1:3
39     if(a(1,i)-b(1,i)*H==0) then
40         c=c+1
41     end
42 end
43 if(c==3)
44     printf("for parabolic input Ess=0 \n")
45 else if(c==2) then
46     Ess=(a(1,3)-b(1,3)*H)/a(1,1)*H
47     disp(Ess,"for parabolic input Ess=")
48     else printf("for parabolic input Ess=inf \n"
49         )
49     end
50 end

```

Chapter 8

Root Locus Technique

Scilab code Exa 8.1 poles and zeros

```
1 //poles and zeroes
2 s=%s
3 sys=syslin('c',(s+1)/(s*(s+2)*(s+3)))
4 plzr(sys)
5 printf("three points on the root loci at which K=0
        and those at which K=inf are shown in fig")
```

Scilab code Exa 8.2 root locus

```
1 //root locus
2 s=%s
3 sys=syslin('c',(s+1)/(s*(s+2)*(s+3)))
4 evans(sys)
5 printf("number of branches of root loci is 3 as
        equation is of 3rd order")
```

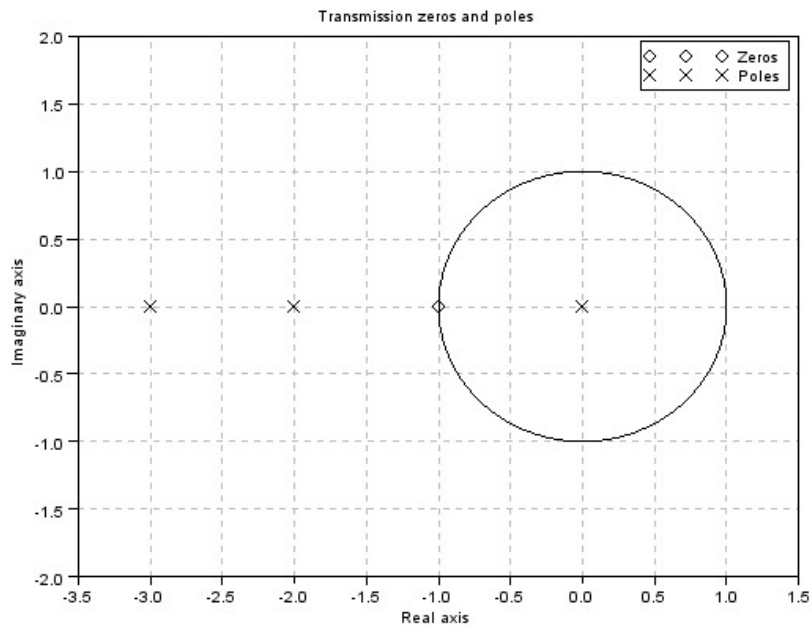


Figure 8.1: poles and zeros

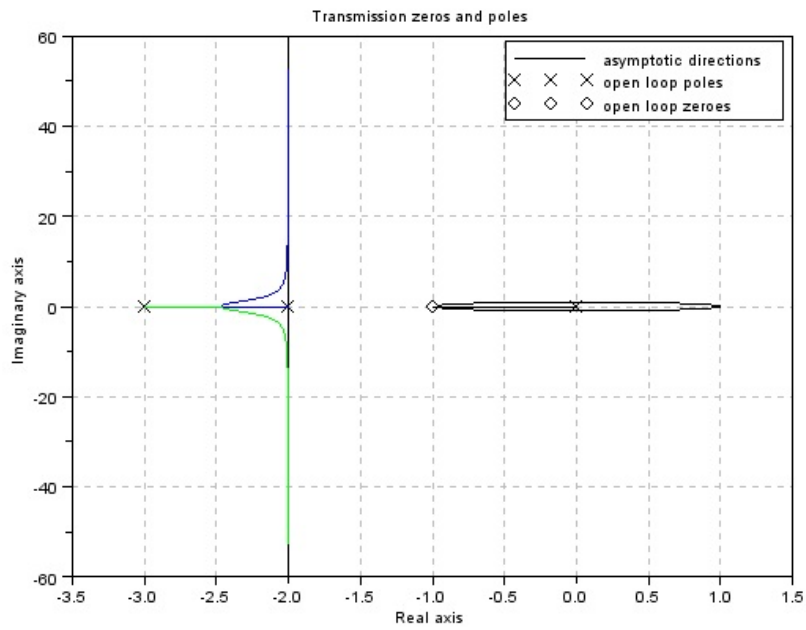


Figure 8.2: root locus

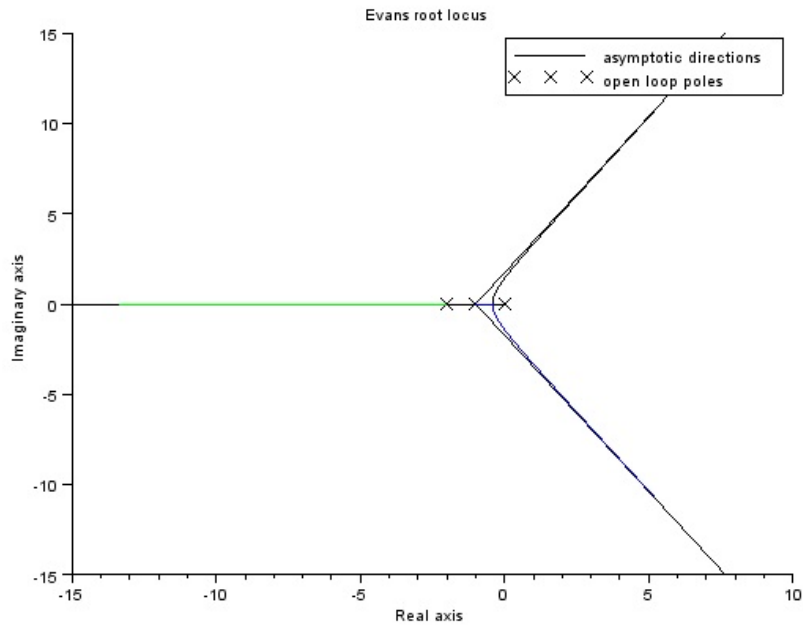


Figure 8.3: root locus

Scilab code Exa 8.3 root locus

```

1 //root locus
2 s=%s
3 sys=syslin('c',1/(s*(s+2)*(s+1)))
4 clf
5 evans(sys)
6 printf("root loci is symmetrical to both axis")

```

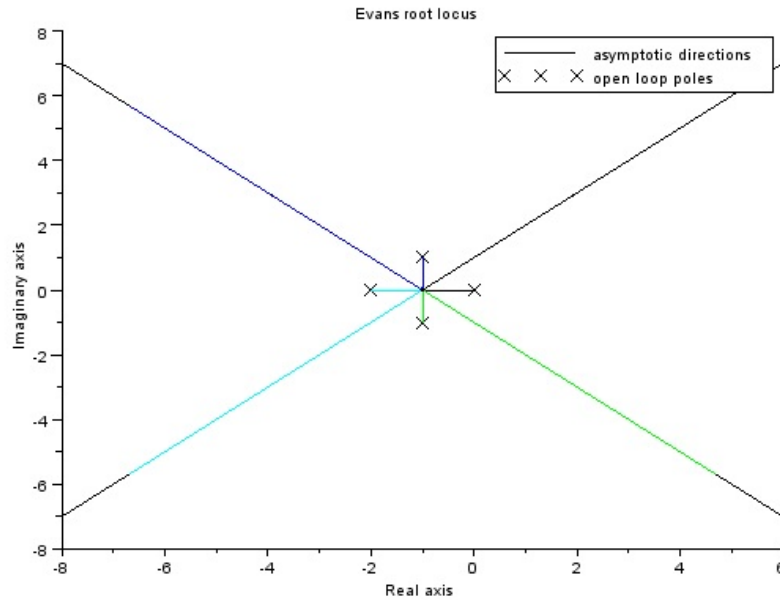


Figure 8.4: root locus

Scilab code Exa 8.4 root locus

```

1 //root locus
2 s=%s
3 sys=syslin('c',1/(s*(s+2)*(s^2+2*s+2)))
4 clf
5 evans(sys)
6 printf("when pole zero configuration is symmetrical
        wrt a point in s plane,then root loci is
        symmetrical to that point")

```

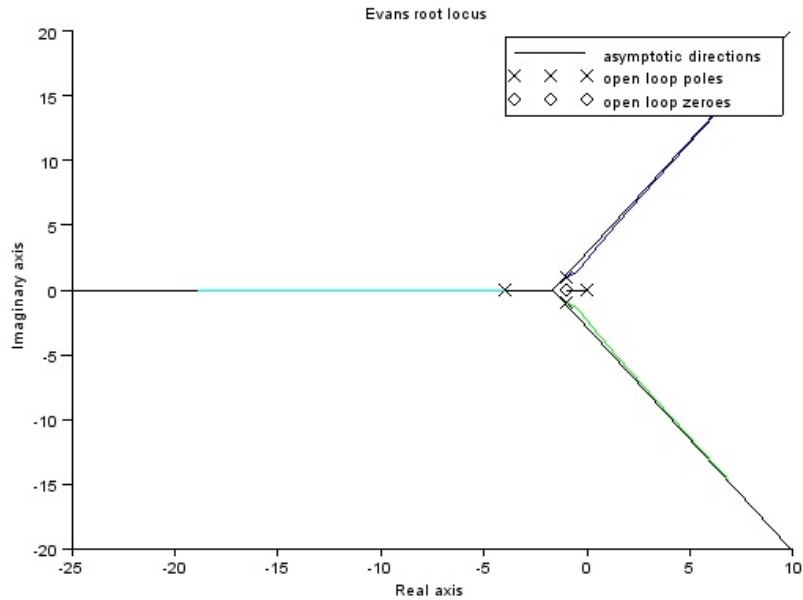


Figure 8.5: root locus

Scilab code Exa 8.5 root locus

```

1 //root locus
2 s=%s
3 sys=syslin('c',(s+1)/(s*(s+4)*(s^2+2*s+2)))
4 clf
5 evans(sys)
6 n=4;
7 disp(n,"no of poles=")
8 m=1;
9 disp(m,"no of poles=")

```

```

10 //angle of asymptotes
11 printf("angle of asymptotes of RL")
12 for i=0:(n-m-1)
13     0=((2*i)+1)/(n-m)*180
14     disp(0,"q=")
15     end
16 printf("angle of asymptotes of CRL")
17 for i=0:(n-m-1)
18     0=(2*i)/(n-m)*180
19     disp(0,"q=")
20 end
21 //centroid
22 printf("Centroid=((sum of all real part of poles of
      G(s)H(s))-(sum of all real part of zeros of G(s)H
      (s))/(n-m) \n")
23 C=((0-4-1-1)-(-1))/(n-m);
24 disp(C,"centroid=")

```

Scilab code Exa 8.8 angle of departure and angle of arrivals

```

1 //angle of departure and angle of arrivals
2 s=%s
3 sys=syslin('c',1/(s*(s+3)*(s^2+2*s+2)))
4 clf
5 evans(sys)
6 printf("angle of arrival and departure of root loci
      on the real axis are not affected by complex
      poles and zeroes of G(s)H(s)")

```

Scilab code Exa 8.9 multiple order pole

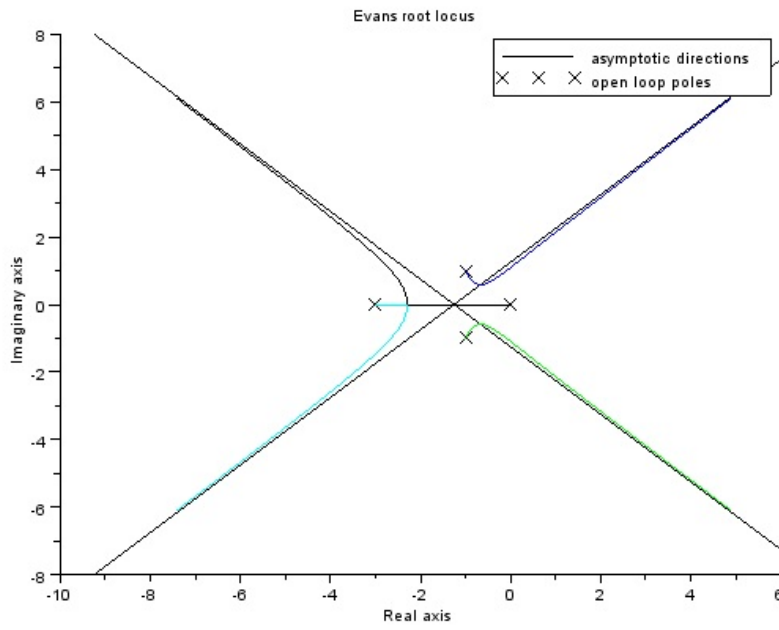


Figure 8.6: angle of departure and angle of arrivals

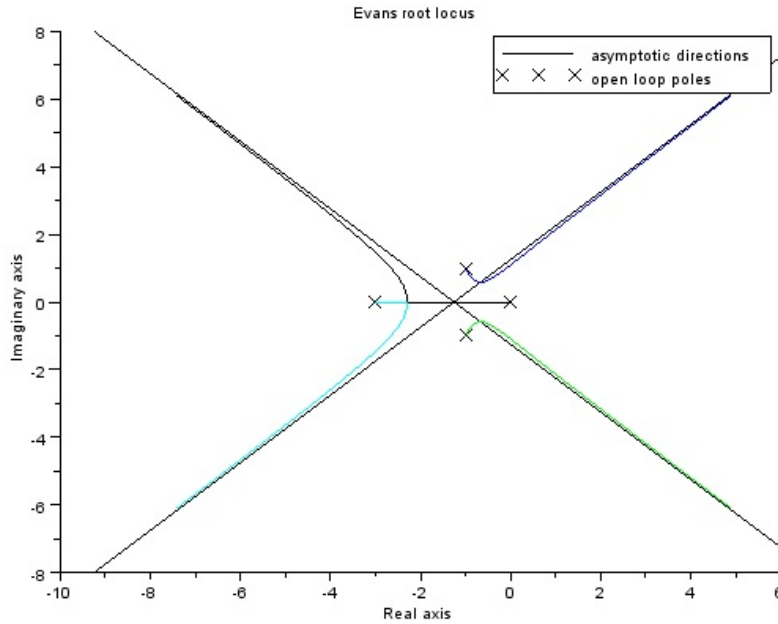


Figure 8.7: intersection of root loci with real axis

```

1 //multiple order pole
2 s=%s
3 sys=syslin('c',(s+3)/(s*(s+2)^3))
4 clf
5 evans(sys)
6 printf("this shows that whole real axis is occupied
        by RL and CRL")

```

Scilab code Exa 8.10 intersection of root loci with real axis

```

1 //intersection of root loci with real axis

```

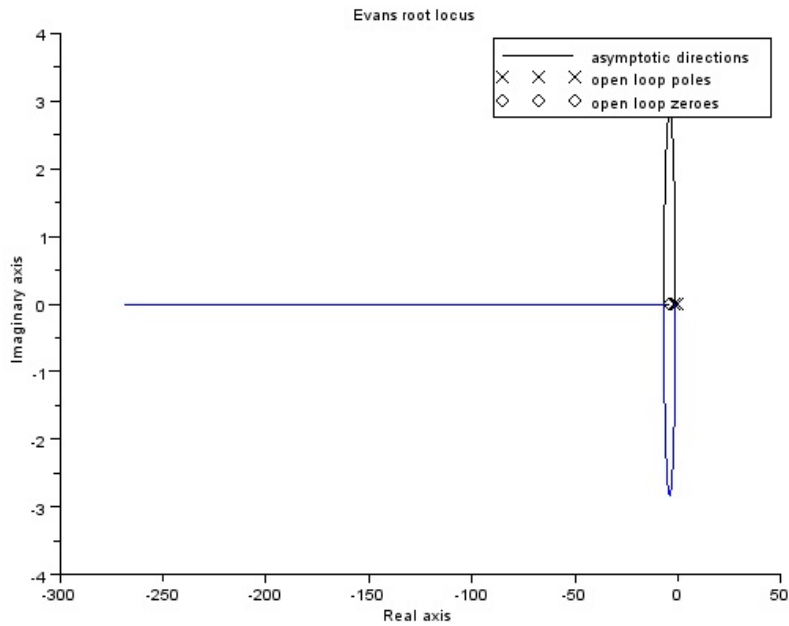


Figure 8.8: breakaway points

```

2 s=%s
3 sys=syslin('c',1/(s*(s+3)*(s^2+2*s+2)))
4 clf
5 evans(sys)
6 K=kpure(sys)
7 disp(K,"value of K where RL crosses jw axis=")
8 p=poly([K 6 8 5 1],'s','coeff')
9 x=roots(p)
10 x1=clean(x(1,1))
11 x2=clean(x(2,1))
12 disp(x2,x1,"crossover points on jw axis=")

```

Scilab code Exa 8.11 breakaway points

```
1 //breakaway points
2 s=%s
3 sys=syslin('c',(s+4)/(s*(s+2)))
4 evans(sys)
5 syms s
6 d=derivat(sys)
7 n=numer(d)
8 a=roots(n) //a=breakaway points
9 disp(a,"breakaway points=")
10 for i=1:2
11     K=-a(i,1)*(a(i,1)+2)/(a(i,1)+4)
12     disp(a(i,1),"s=")
13     disp(K,"K=")
14 end
15 printf("if K is positive breakaway point lies on RL
        or else on CRL")
```

Scilab code Exa 8.12 breakaway points

```
1 //breakaway points
2 s=%s
3 sys=syslin('c',(s+2)/(s^2+2*s+2))
4 evans(sys)
5 syms s
6 d=derivat(sys)
7 n=numer(d)
8 a=roots(n) //a=breakaway points
9 disp(a,"breakaway points=")
10 for i=1:2
11     K=-(a(i,1)^2+2*a(i,1)+2)/(a(i,1)+2)
12     disp(a(i,1),"s=")
```

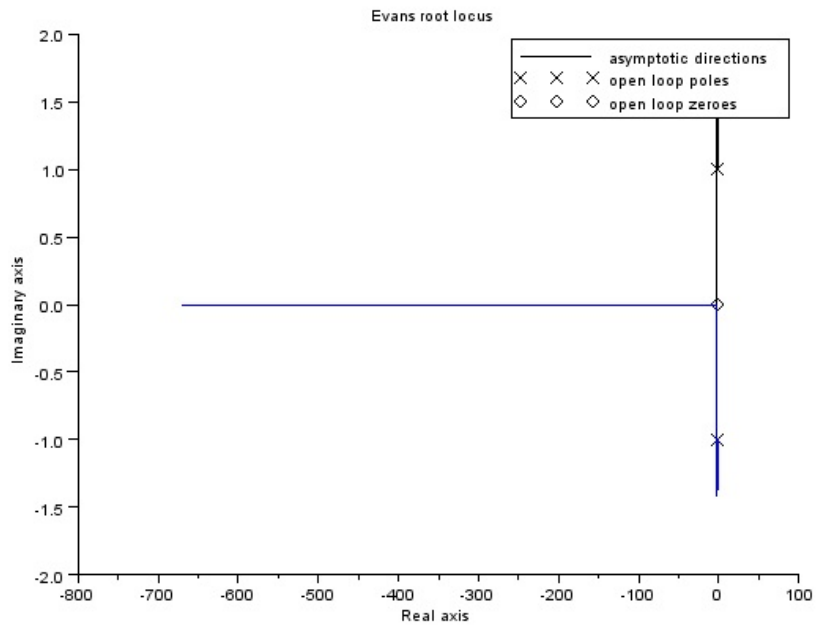



Figure 8.9: breakaway points

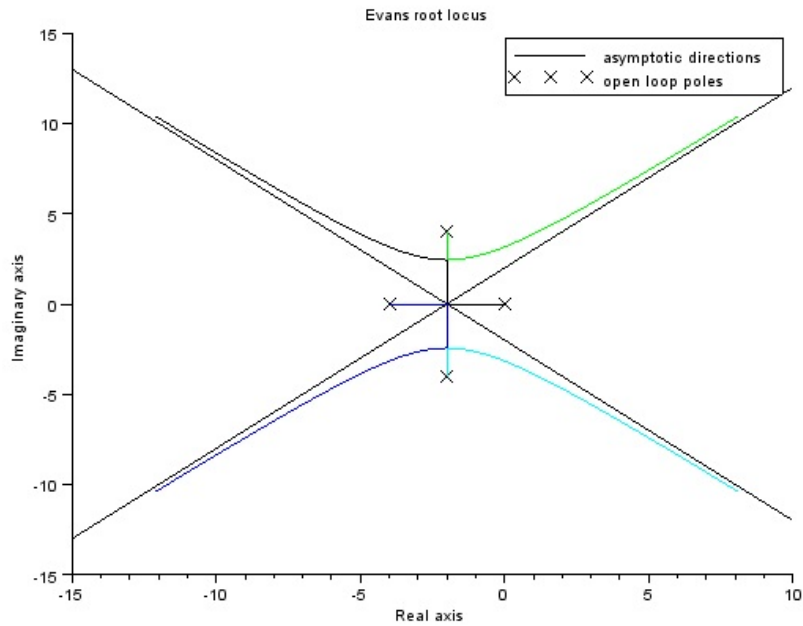


Figure 8.10: breakaway points

```

13         disp(K, "K=")
14     end
15     printf("if K is positive breakaway point lies on RL
           or else on CRL")

```

Scilab code Exa 8.13 breakaway points

```

1 //breakaway points
2 s=%s
3 sys=syslin('c', 1/(s*(s+4)*(s^2+4*s+20)))
4 evans(sys)

```

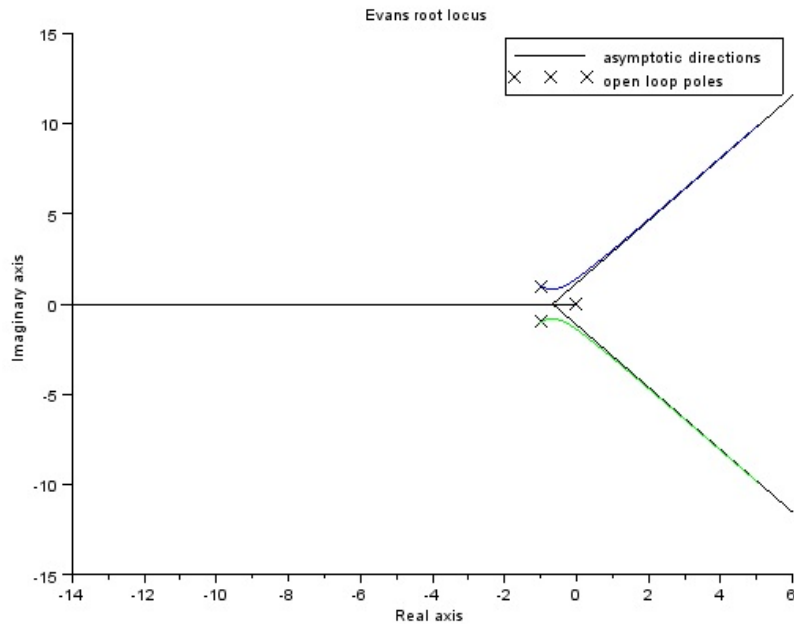


Figure 8.11: breakaway points

```

5 syms s
6 d=derivat(sys)
7 n=numer(d)
8 a=roots(n) //a=breakaway points
9 disp(a,"breakaway points=")
10 for i=1:3
11     K=-a(i,1)*(a(i,1)+4)*(a(i,1)^2+4*a(i,1)+20)
12     disp(a(i,1),"s=")
13     disp(K,"K=")
14 end
15 printf("if K is positive breakaway point lies on RL
        or else on CRL")

```

Scilab code Exa 8.14 breakaway points

```
1 //breakaway points
2 s=%s
3 sys=syslin('c',1/(s*(s^2+2*s+2)))
4 evans(sys)
5 syms s
6 d=derivat(sys)
7 n=numer(d)
8 a=roots(n) //a=breakaway points
9 disp(a,"breakaway points=")
10 for i=1:2
11     K=-a(i,1)^2+2*a(i,1)+2
12     disp(a(i,1),"s=")
13     disp(K,"K=")
14 end
15 printf("if K is complex then point is not a break
    away point")
```

Scilab code Exa 8.15 root sensitivity

```
1 //root sensitivity
2 s=%s
3 sys1=syslin('c',1/(s*(s+1)))
4 evans(sys1)
5
6 sys2=syslin('c',(s+2)/(s^2*(s+1)^2))
7 evans(sys2)
8
9 printf("root densitivity at breakaway points is
    infinite")
```

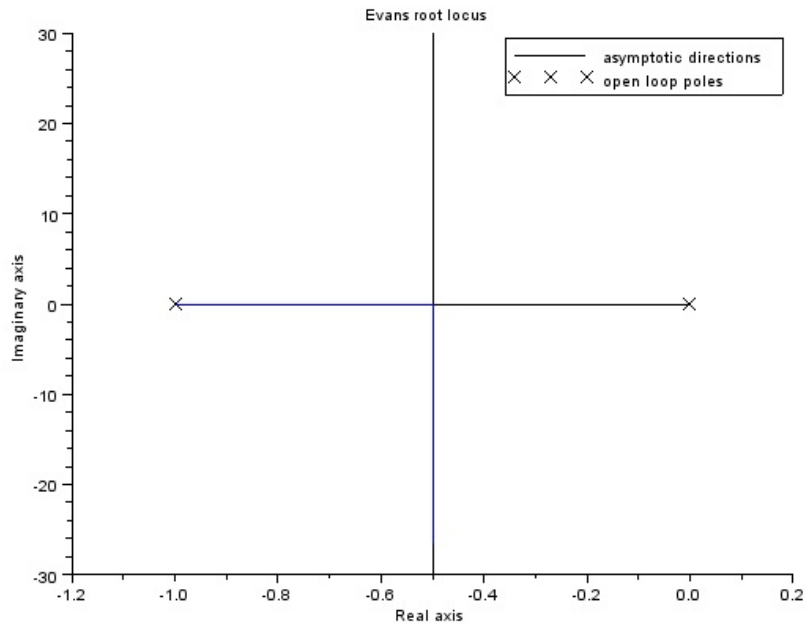


Figure 8.12: root sensitivity

Scilab code Exa 8.16 calculation of K on root loci

```

1 //calculation of K on root loci
2 s=%s
3 sys=syslin('c',(s+2)/(s^2+2*s+2))
4 evans(sys)
5 //value of K at s=0

```

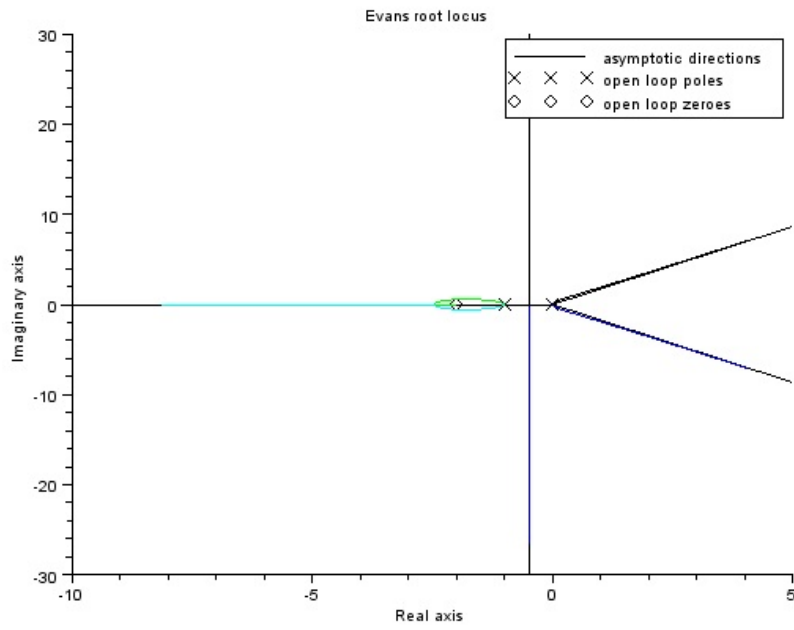


Figure 8.13: root sensitivity

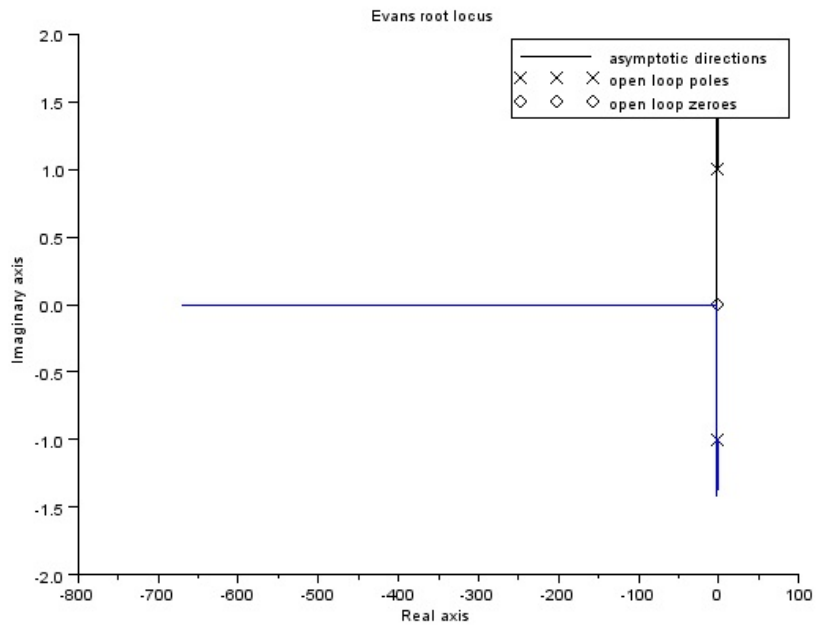


Figure 8.14: calculation of K on root loci

```

6 printf("K=A*B/C \n A and B are lenth of vectors
        drawn from poles of sys \n C is lenth of vector
        drawn from zero of sys")
7 A=sqrt((-1)^2+1^2)
8 B=sqrt((-1)^2+(-1)^2)
9 C=-2
10 K=A*B/C
11 disp(K,"value of K at s=0 is")

```

Scilab code Exa 8.17 properties of root loci

```

1 //properties of root loci
2 s=%s
3 sys=syslin('c',(s+3)/(s*(s+5)*(s+6)*(s^2+2*s+2)))
4 d=denom(sys)
5 n=numer(sys)
6 p=roots(d)
7 z=roots(n)
8 disp(p,"poles of sys=")
9 disp(z,"zeroes of sys=")
10 n=length(p)
11 m=length(z)
12 disp(n,"no of poles=")
13 disp(m,"no of zeroes=")
14 if (n>m) then
15     disp(n,"no of branches of RL=")
16 else
17     disp(m,"no of branches of CRL=")
18 end
19 printf("the root loci are symmetrical with respect
        to the real axis of the plane")

```

Scilab code Exa 8.18 effect of addition of poles to system

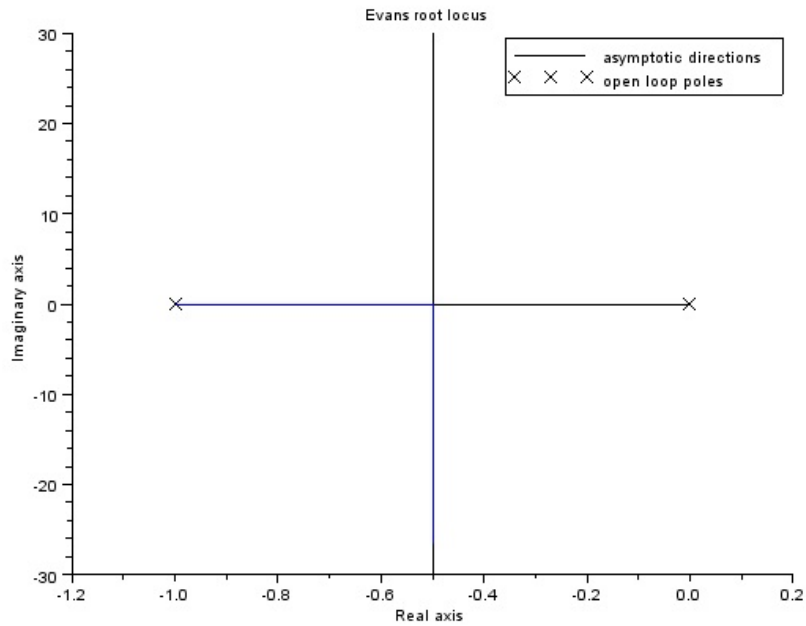


Figure 8.15: effect of addition of poles to system

```

1 //effect of addition of poles to sys
2 s=%s
3 sys=syslin('c',1/(s*(s+1))) //a=1
4 evans(sys)
5 sys1=syslin('c',1/(s*(s+1)*(s+2))) //b=2
6 evans(sys1)
7 printf("adding a pole to sys has effect of pushing
  the root loci towards the RHP")

```

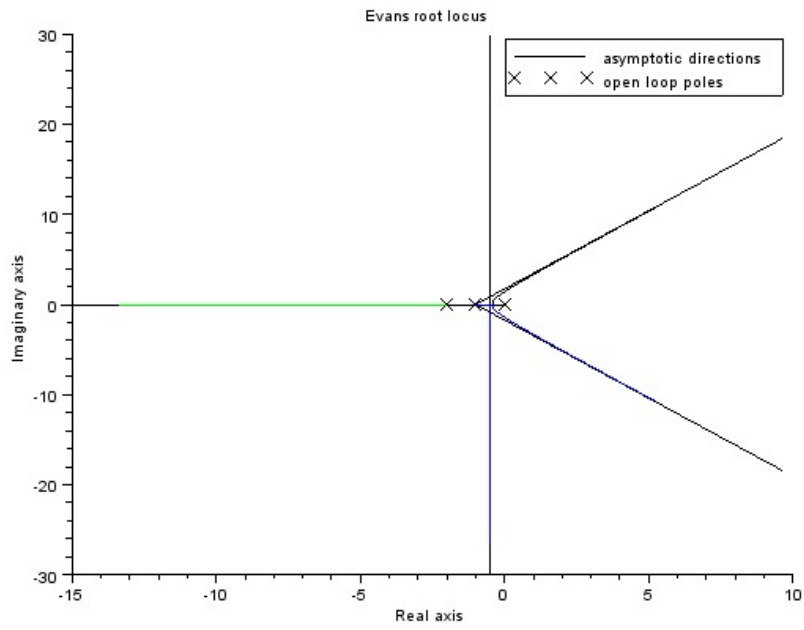


Figure 8.16: effect of addition of poles to system

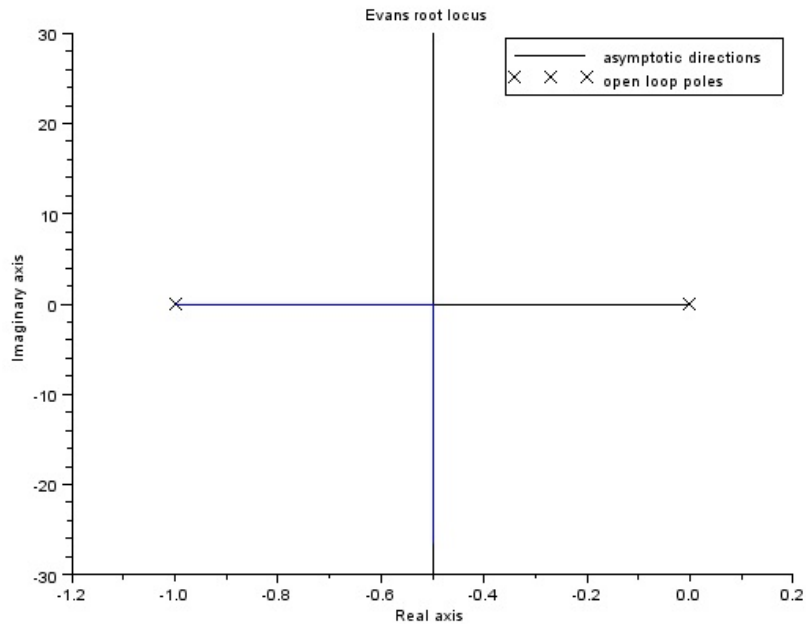


Figure 8.17: effect of addition of zeroes to system

Scilab code Exa 8.19 effect of addition of zeroes to system

```

1 //effect of addition of zeroes to sys
2 s=%s
3 sys=syslin('c',1/(s*(s+1))) //a=1
4 evans(sys)
5 sys1=syslin('c',(s+2)/(s*(s+1))) //b=2
6 //evans(sys1)
7 printf("adding a LHP zero to sys has effect of
      moving and bending the root loci towards the LHP"
      )

```

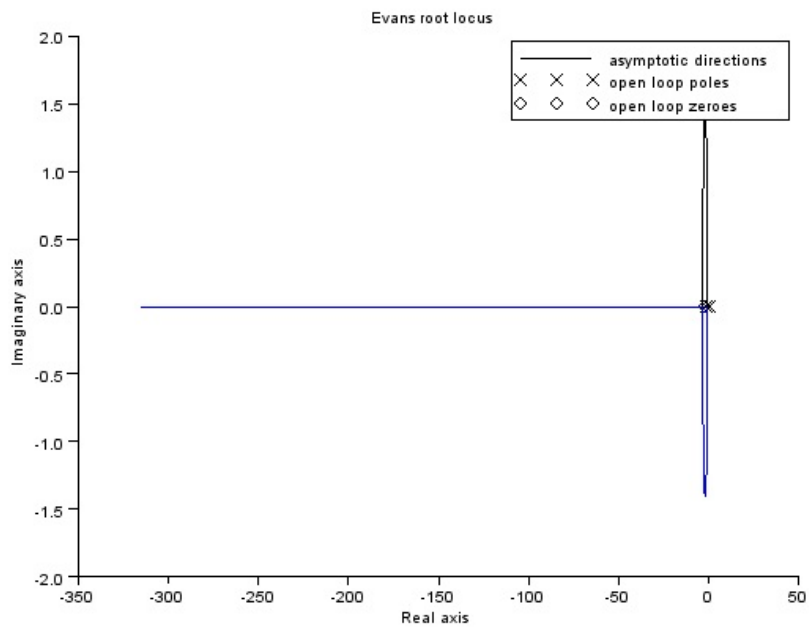


Figure 8.18: effect of addition of zeroes to system

Scilab code Exa 8.20 effect of moving poles near jw axis

```
1 //effect of moving pole near jw axis
2 s=%s
3 sys1=syslin('c',(s+1)/(s^2*(s+10))) //a=10 b=1
4 evans(sys1)
5 sys2=syslin('c',(s+1)/(s^2*(s+9))) //a=9
6 evans(sys2)
7 sys3=syslin('c',(s+1)/(s^2*(s+8))) //a=8
8 evans(sys3)
9 sys4=syslin('c',(s+1)/(s^2*(s+3))) //a=3
10 evans(sys4)
11 sys5=syslin('c',(s+1)/(s^2*(s+1))) //a=1
12 evans(sys5)
13 printf("as pole is moved towards jw axis RL also
    moves towards jw axis")
```

Scilab code Exa 8.21 effect of moving poles away from jw axis

```
1 //effect of moving pole away from jw axis
2 s=%s
3 sys1=syslin('c',(s+2)/(s*(s^2+2*s+1))) //a=1
4 evans(sys1)
5 sys2=syslin('c',(s+1)/(s*(s^2+2*s+1.12))) //a=1.12
6 evans(sys2)
7 sys3=syslin('c',(s+1)/(s*(s^2+2*s+1.185))) //a
    =1.185
8 evans(sys3)
```

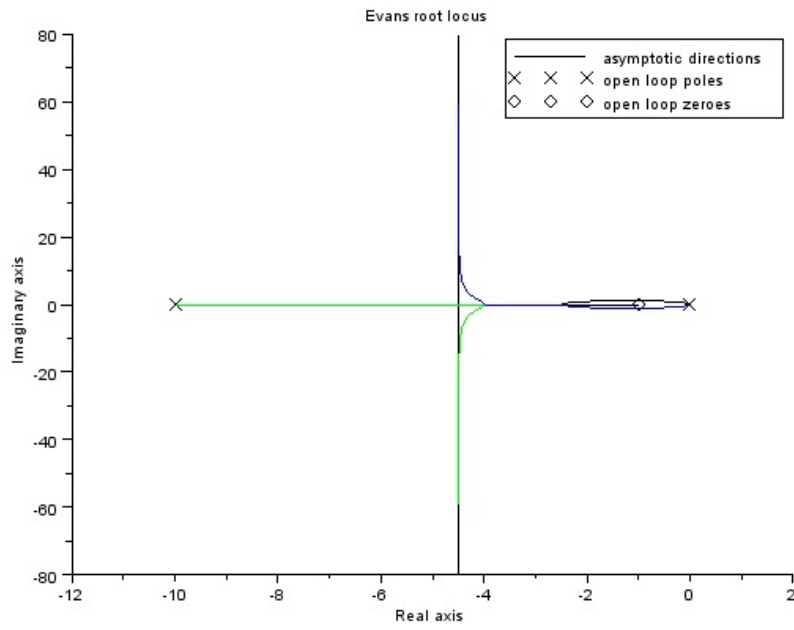


Figure 8.19: effect of moving poles near jw axis

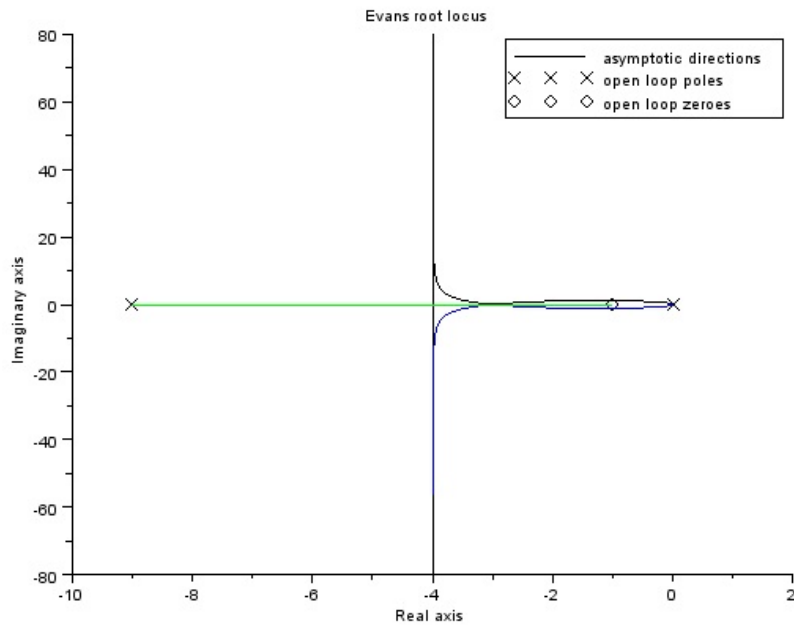


Figure 8.20: effect of moving poles near $j\omega$ axis

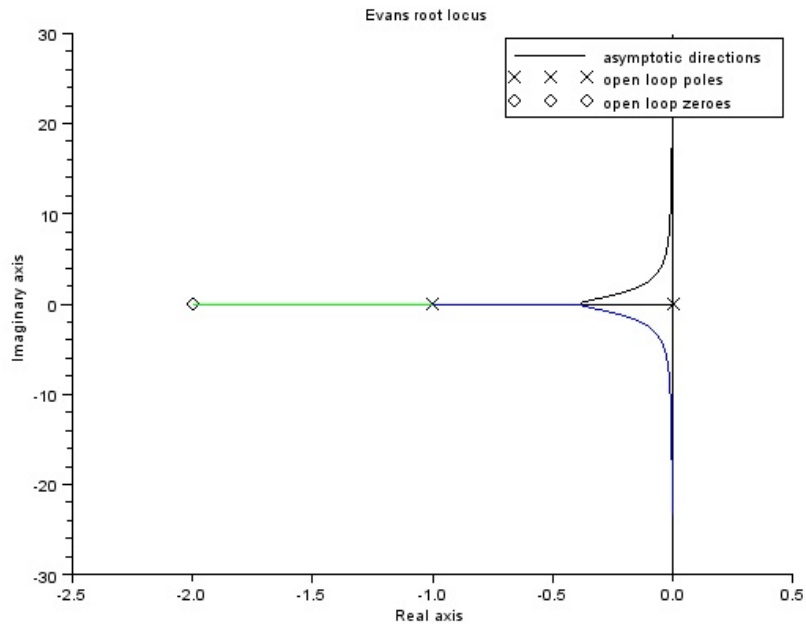


Figure 8.21: effect of moving poles away from jw axis

```

9 sys4=syslin('c',(s+1)/(s*(s^2+2*s+3))) //a=3
10 evans(sys4)
11 printf("as pole is moved away from jw axis RL also
    moves away from jw axis")

```

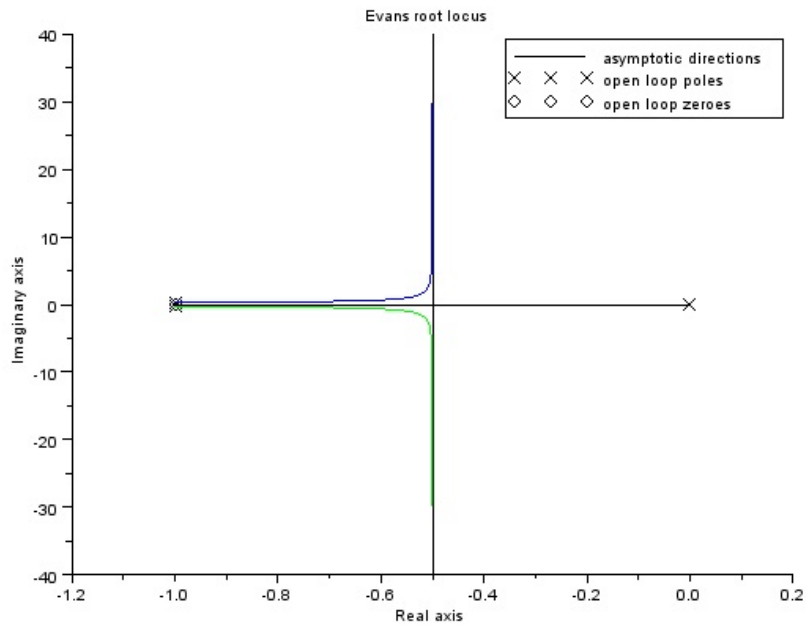


Figure 8.22: effect of moving poles away from $j\omega$ axis

Chapter 9

Frequency Domain Analysis

Scilab code Exa 9.1 nyquist plot

```
1 //nyquist plot
2 s=%s;
3 sys=syslin('c',1/(s*(s+2)*(s+10)))
4 nyquist(sys)
5 show_margins(sys,'nyquist')
6 K=kpure(sys)
7 disp(K,"system is stable for 0<K<")
```

Scilab code Exa 9.2 nyquist plot

```
1 //nyquist plot
2 s=%s;
3 sys=syslin('c',s*(s^2+2*s+2)/(s^2+5*s+1))
4 nyquist(sys)
5 show_margins(sys,'nyquist')
```

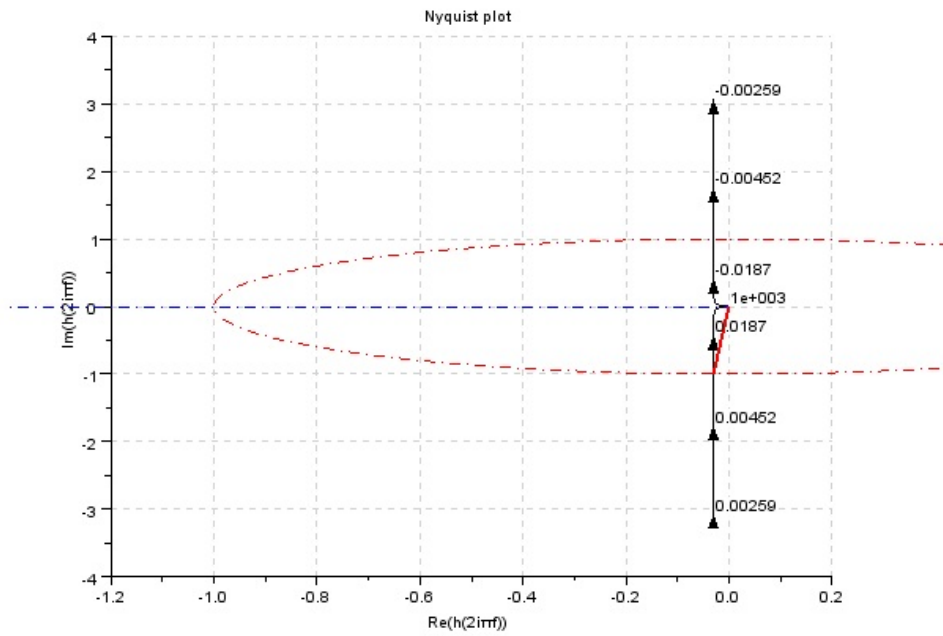


Figure 9.1: nyquist plot

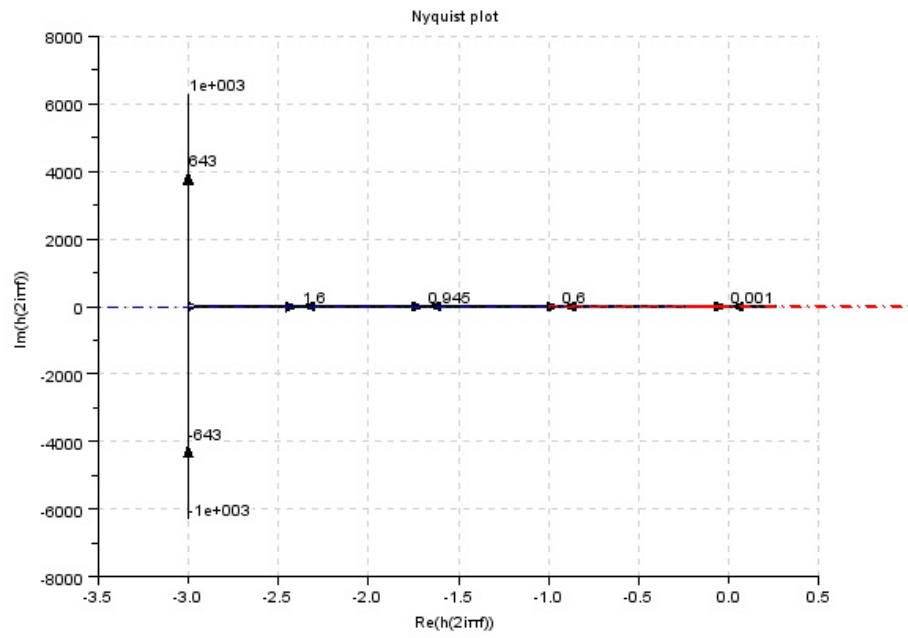


Figure 9.2: nyquist plot

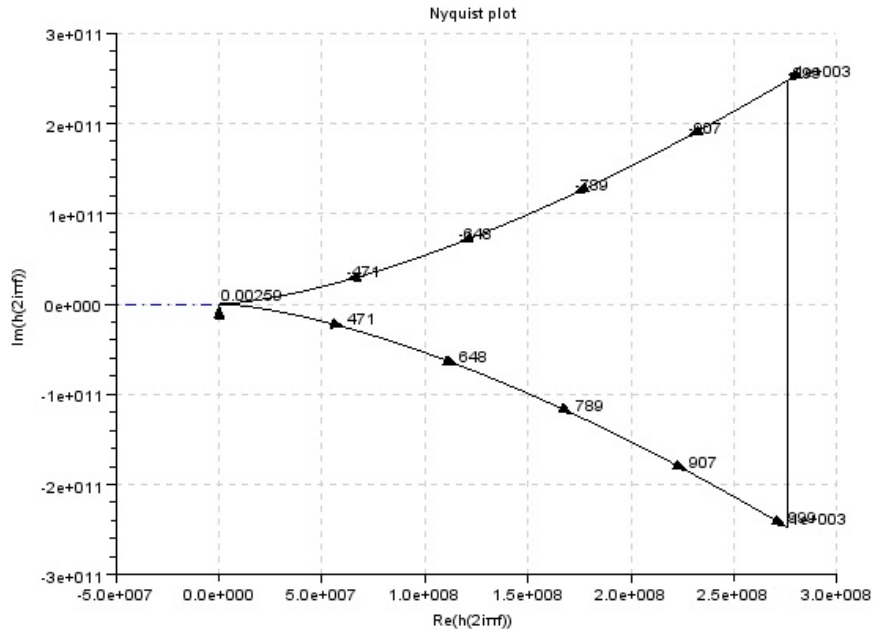


Figure 9.3: stability of non minimum phase loop tf

- 6 `printf("Since P=0(no of poles in RHP)=Poles of G(s)H(s) \n here the number of zeros of 1+G(s)H(s) in the RHP is N>0 \n hence the system is unstable")`
-

Scilab code Exa 9.3 stability of non minimum phase loop tf

```

1 //stability of non minimum phase loop
  transfer_function
2 s=%s;
3 sys=syslin('c',(s^2-s+1)/s*(s^2-6*s+5))
4 nyquist(sys)

```

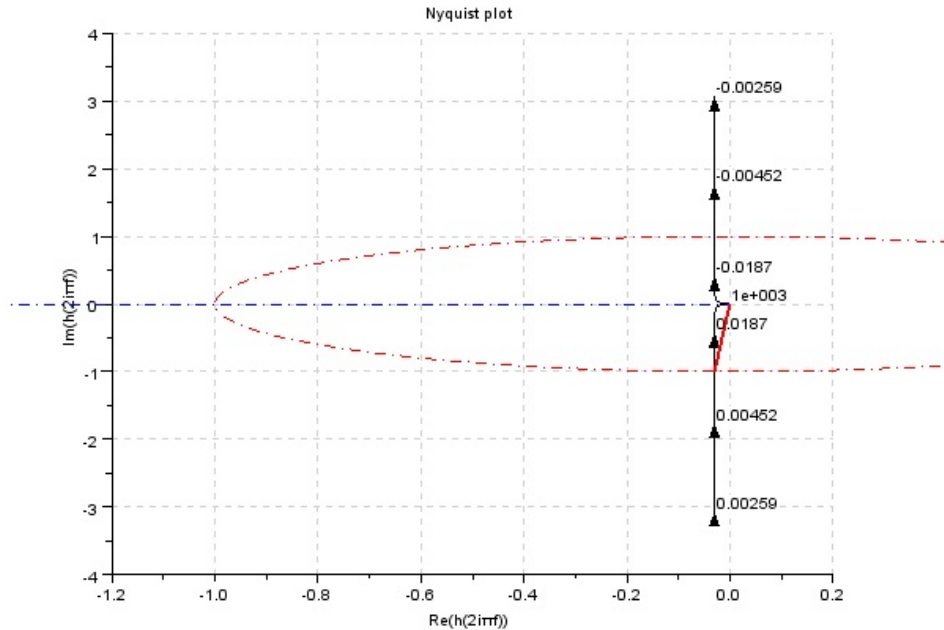


Figure 9.4: stability of minimum phase loop tf

```

5 show_margins(sys, 'nyquist')
6 printf("Z=0 hence sys is closed loop stable but as
    it is a non minimum phase loop_function it should
    satisfy angle criterion")
7 Z=0//no of zeroes of 1+G(s)H(s) in RHP
8 P=2//no of poles in RHP
9 Pw=1//no of poles on jw axis including origin
10 theta=(Z-P-0.5*Pw)*180
11 disp(theta, "theta=")
12 printf("theta from nyquist_plot = -90 \n hence
    system is unstage")

```

Scilab code Exa 9.4 stability of minimum phase loop tf

```
1 //stability of minimum phase loop transfer function
2 s=%s;
3 sys=syslin('c',1/(s*(s+2)*(s+10)))
4 nyquist(sys)
5 show_margins(sys,'nyquist')
6 Z=0//no of zeroes of 1+G(s)H(s) in RHP
7 P=0//no of poles in RHP
8 Pw=1//no of poles on jw axis including origin
9 theta=(Z-P-0.5*Pw)*180
10 disp(theta,"theta=")
11 printf("theta from nyquist-plot = -90 \n hence
    system is stable")
```

Scilab code Exa 9.5 stability of non minimum phase loop tf

```
1 //stability of non minimum phase loop
  transfer_function
2 s=%s;
3 sys=syslin('c',(s-1)/s*(s+1))
4 nyquist(sys)
5 show_margins(sys,'nyquist')
6 P=0//no of poles in RHP
7 Pw=1//no of poles on jw axis including origin
8 theta=90//as seen from nyquist plot
9 Z=(theta/180)+0.5*Pw+P
10 disp(Z,"Z=")
11 printf("Z is not equal to 0. \n hence system is
    unstable")
```

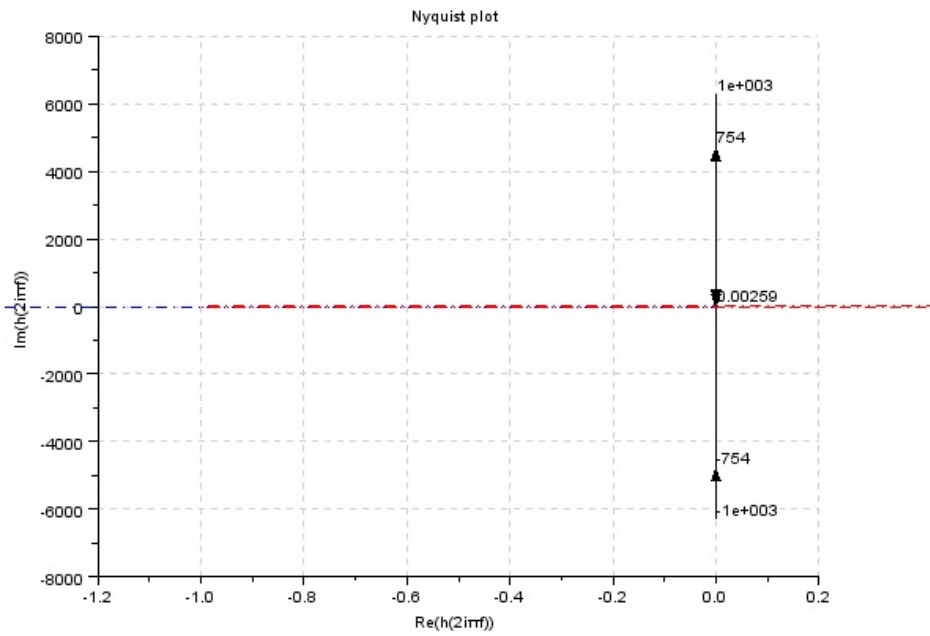


Figure 9.5: stability of non minimum phase loop tf

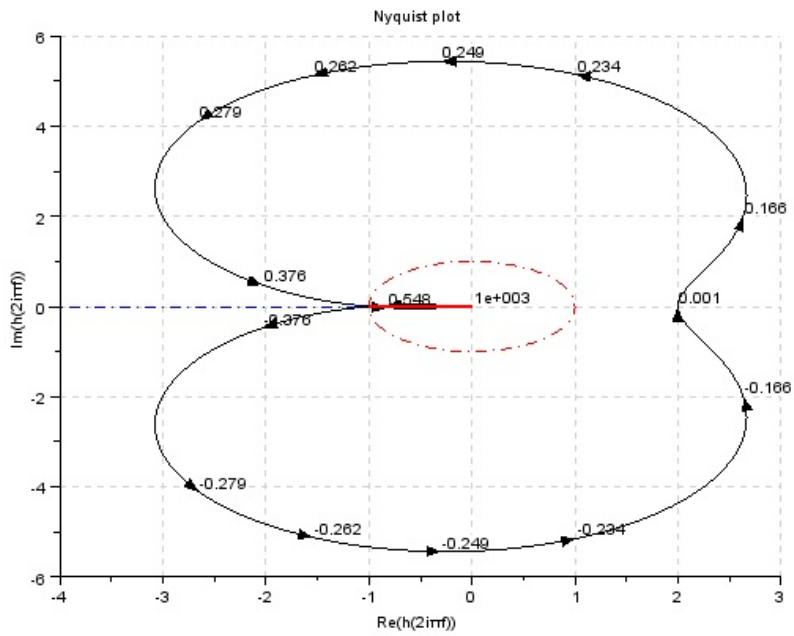


Figure 9.6: stability of non minimum phase loop tf

Scilab code Exa 9.6 stability of non minimum phase loop tf

```
1 //stability of non minimum phase loop
   transfer_function
2 s=%s;
3 sys=syslin('c',10*(s+2)/(s^3+3*s^2+10))
4 nyquist(sys)
5 show_margins(sys,'nyquist')
6 printf("Z=0 hence sys is closed loop stable but as
   it is a non minimum phase loop_function it should
   satisfy angle criterion")
7 Z=0//no of zeroes of 1+G(s)H(s) in RHP
8 P=2//no of poles in RHP
9 Pw=0//no of poles on jw axis including origin
10 theta=(Z-P-0.5*Pw)*180
11 disp(theta,"theta for stability=")
12 printf("theta from nyquist_plot = -360 \n hence
   system is stabe")
```

Scilab code Exa 9.7 stability of non minimum phase loop tf

```
1 //stability of non minimum phase loop
   transfer_function
2 s=%s;
3 sys=syslin('c',1/(s+2)*(s^2+4))
4 nyquist(sys)
5 show_margins(sys,'nyquist')
6 Z=0//no of zeroes of 1+G(s)H(s) in RHP(for sys to be
   stable)
7 P=0//no of poles in RHP
```

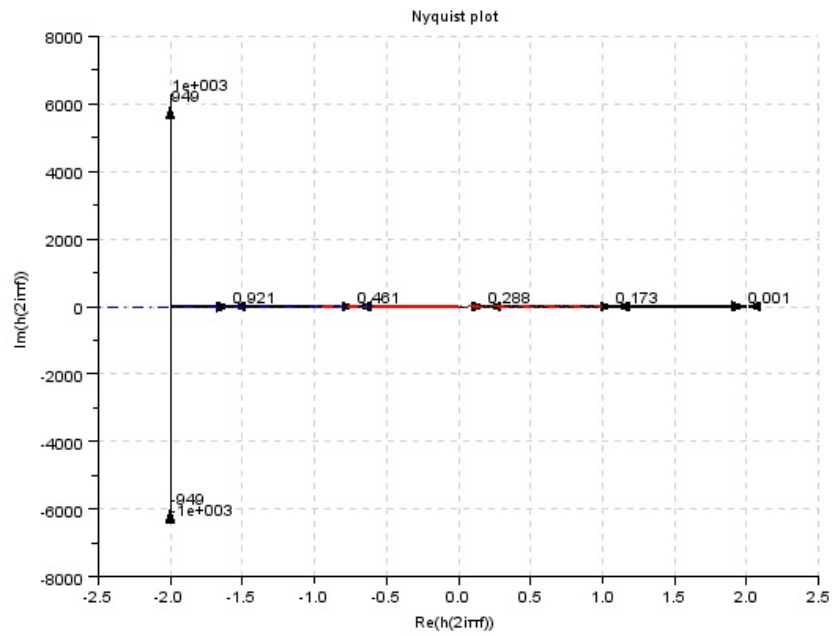


Figure 9.7: stability of non minimum phase loop tf

```

8 Pw=2//no of poles on jw axis including origin
9 theta=(Z-P-0.5*Pw)*180
10 disp(theta,"for stability theta=")
11 printf("theta from nyquist_plot = 135 \n hence
        system is unstage")

```

Scilab code Exa 9.8 effect of addition of poles

```

1 //effect of addition of poles
2 s=%s;
3 sys1=syslin('c',1/(s^2*(s+1)))//taking T1=1
4 nyquist(sys1)
5 show_margins(sys1,'nyquist')
6 sys2=syslin('c',1/(s^3*(s+1)))
7 //nyquist(sys2)
8 //show_margins(sys2,'nyquist')
9 printf("these two plots show that addition of poles
        decreases stability")

```

Scilab code Exa 9.9 effect of addition of zeroes

```

1 //effect of addition of zeroes
2 s=%s;
3 sys1=syslin('c',1/(s*(s+1)*(2*s+1)))//taking T1=1,T2
    =2
4 nyquist(sys1)
5 show_margins(sys1,'nyquist')
6 sys2=syslin('c',(3*s+1)/(s*(s+1)*(2*s+1)))//Td=3
7 //nyquist(sys2)

```

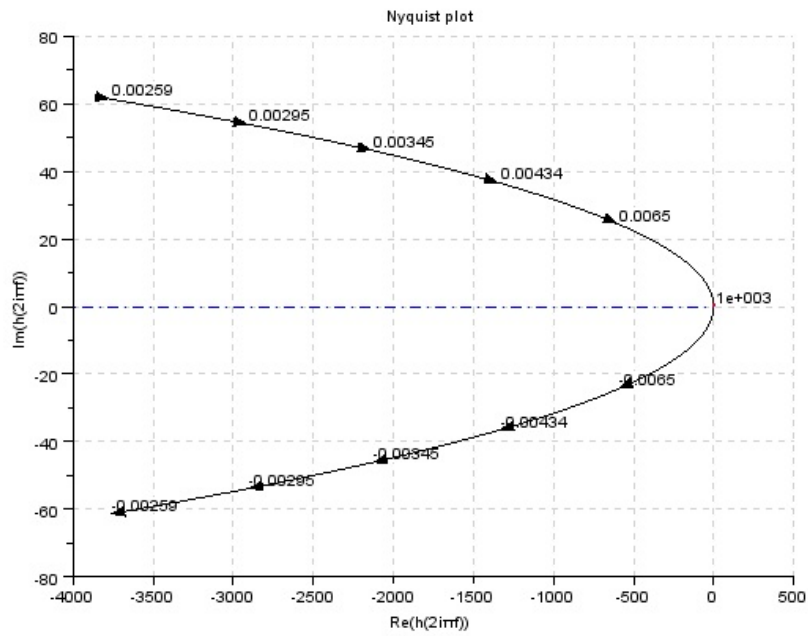


Figure 9.8: effect of addition of poles

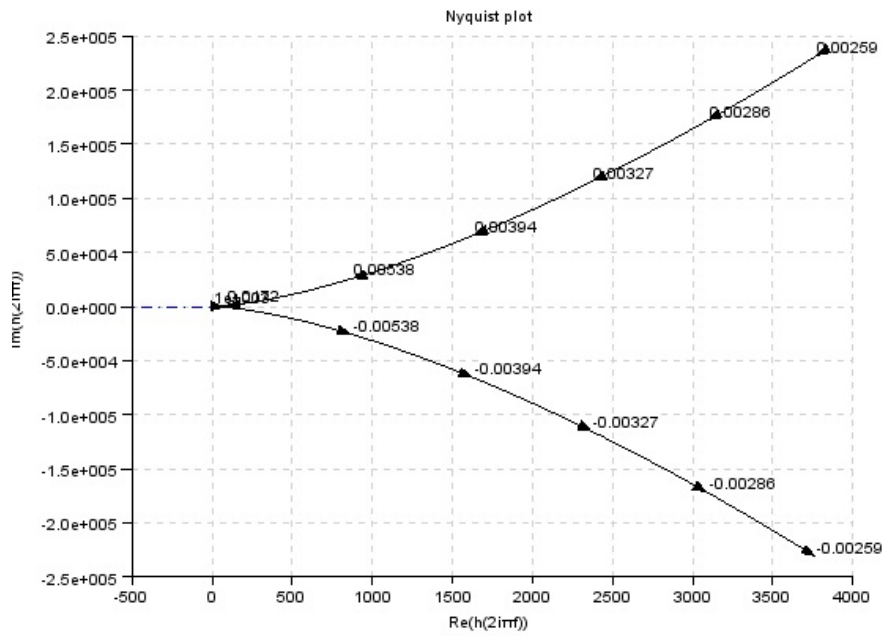


Figure 9.9: effect of addition of poles

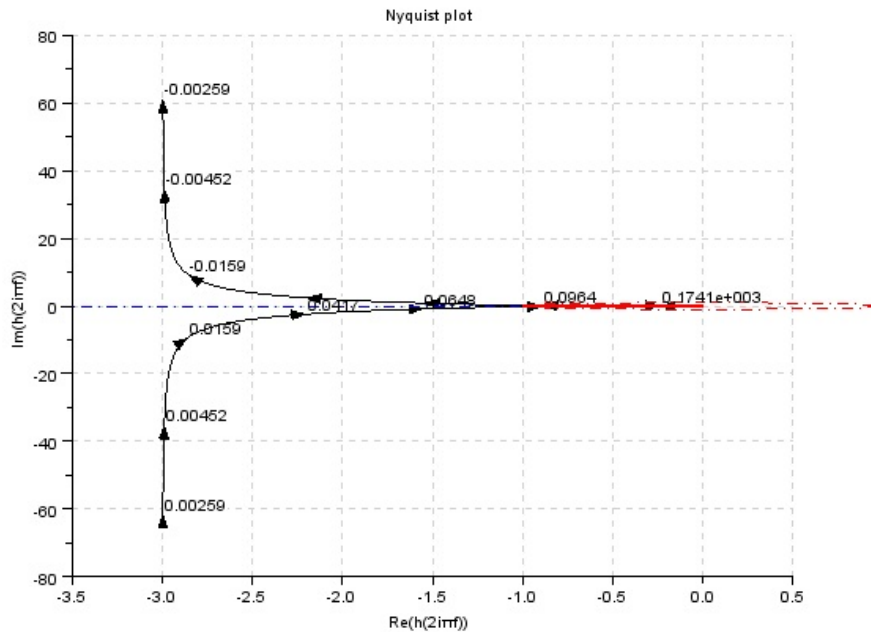


Figure 9.10: effect of addition of zeroes

```

8 //show_margins(sys2, 'nyquist ')
9 printf("these two plots show that addition of poles
    increases stability")

```

Scilab code Exa 9.10 multiple loop systems

```

1 //multiple loop systems

```

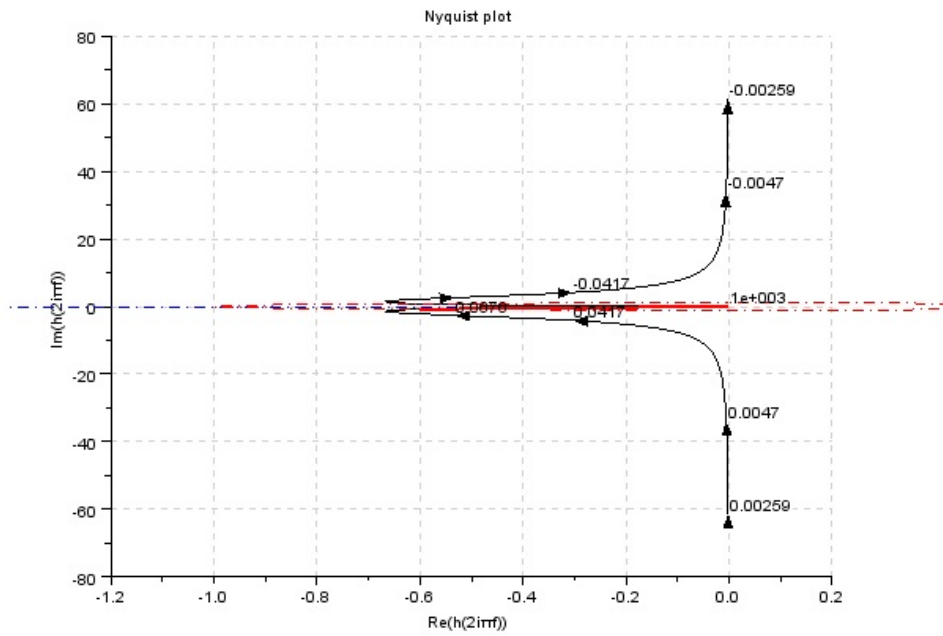


Figure 9.11: effect of addition of zeroes

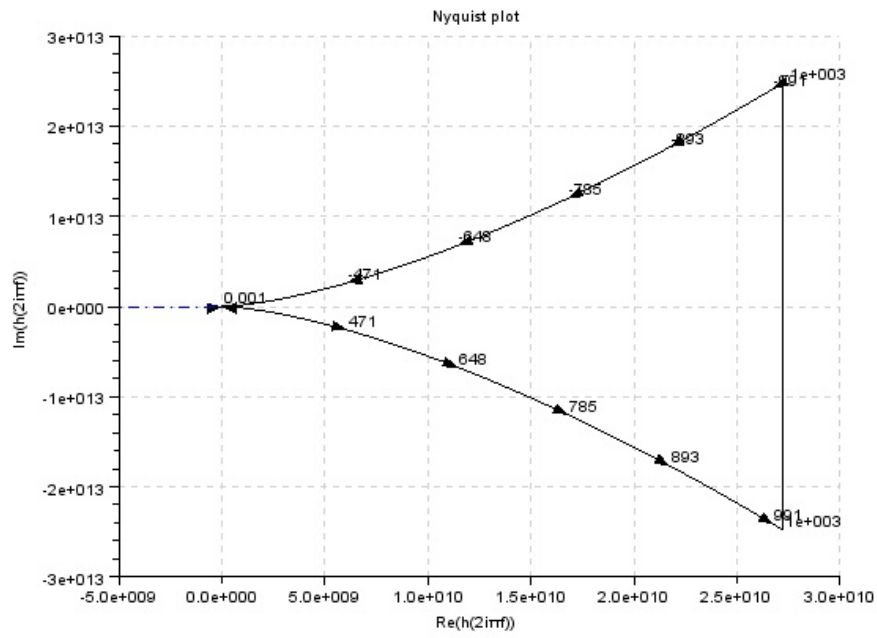


Figure 9.12: multiple loop systems

```

2 s=%s
3 innerloop=syslin('c',6/s*(s+1)*(s+2))
4 nyquist(innerloop)
5 show_margins(innerloop,'nyquist')
6 printf("nyquist plot intersects jw axis at -1 so
        innerloop is marginally stable")
7 outerloop=syslin('c',100*(s+0.1)/(s+10)*(s^3+3*s
        ^2+2*s+6))
8 //nyquist(outerloop)
9 show_margins(outerloop,'nyquist')
10 P=0//no of poles on RHP
11 Pw=2//no of poles on jw axis
12 theta=-(Z-P-0.5*Pw)*180
13 Z=0//for outer loop to be stable
14 disp(theta,"theta for stability=")
15 printf("theta as seen from nyquist plot is same as
        that required for stability \n hence outer loop
        is stable")

```

Scilab code Exa 9.14 gain margin and phase margin

```

1 //gain margin and phase margin
2 s=%s;
3 sys=syslin('c',(2500)/(s*(s+5)*(s+50)))
4 nyquist(sys)
5 show_margins(sys,'nyquist')
6 gm=g_margin(sys)
7 pm=p_margin(sys)
8 disp(gm,"gain margin=")
9 disp(pm,"phase margin=")

```

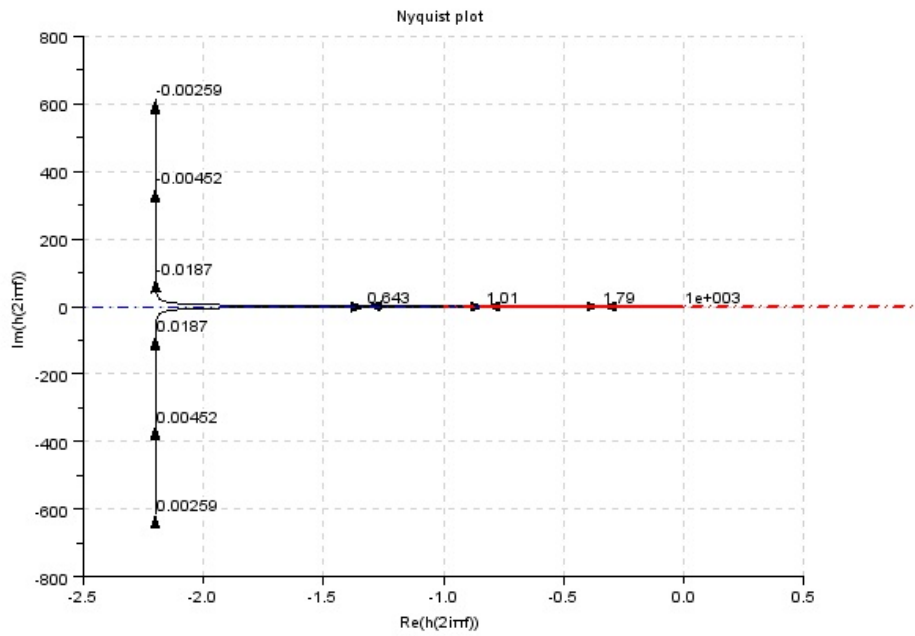


Figure 9.13: gain margin and phase margin

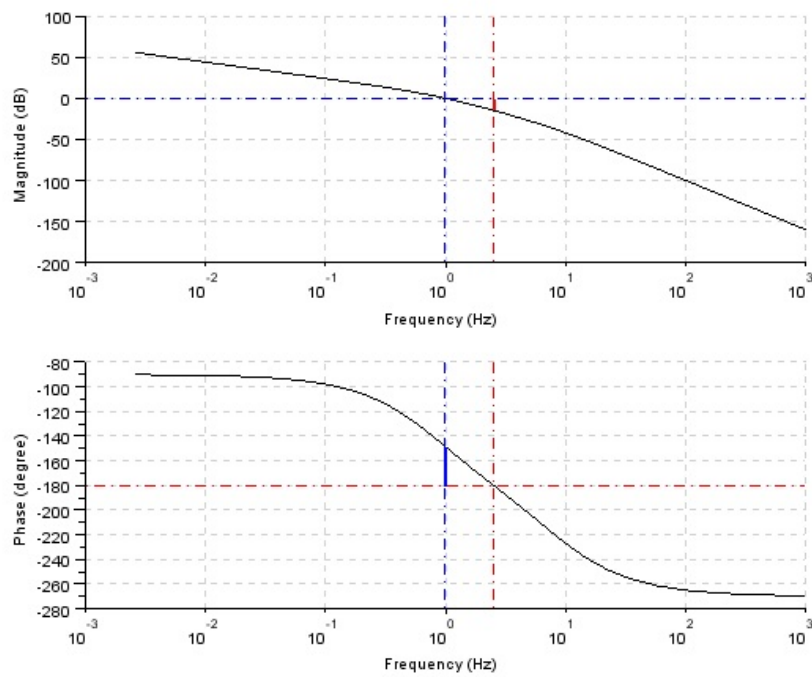


Figure 9.14: bode plot

Scilab code Exa 9.15 bode plot

```
1 //bode plot
2 s=%s;
3 sys=syslin('c', (2500)/(s*(s+5)*(s+50)))
4 bode(sys)
5 show_margins(sys, 'bode')
6 gm=g_margin(sys)
7 pm=p_margin(sys)
8 disp(gm, "gain margin=")
9 disp(pm, "phase margin=")
10 if (gm<=0 | pm<=0)
11     printf("system is unstable")
12 else
13     printf("system is stable")
14     end
```

Scilab code Exa 9.17 relative stability

```
1 //relative stability
2 s=%s;
3 sys=syslin('c', (100)*(s+5)*(s+40)/(s^3*(s+100)*(s
    +200)))/K=1
4 bode(sys)
5 show_margins(sys, 'bode')
6 gm=g_margin(sys)
7 pm=p_margin(sys)
8 disp(gm, "gain margin=")
9 disp(pm, "phase margin=")
10 if (gm<=0 | pm<=0)
```

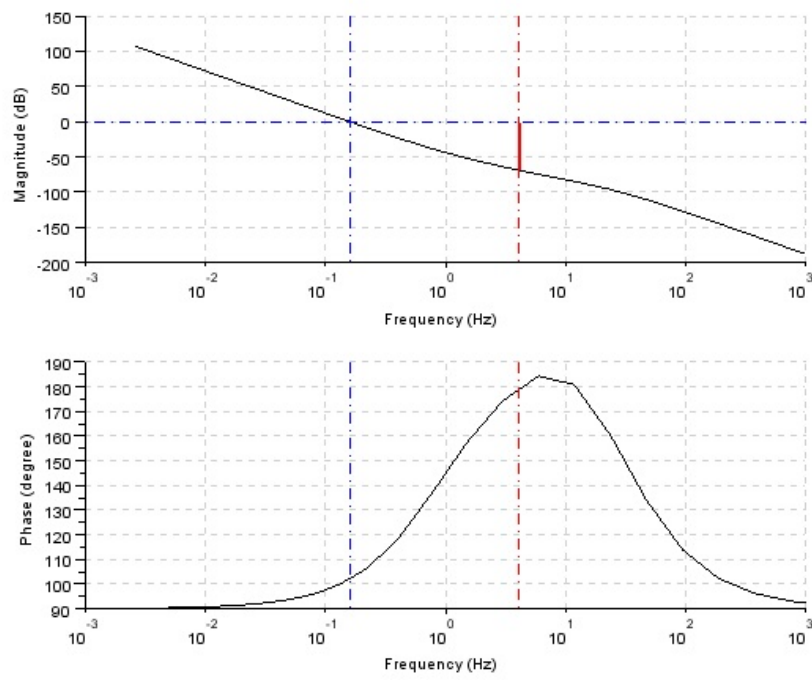


Figure 9.15: relative stability

```
11  printf("system is unstable")
12  else
13  printf("system is stable")
14  end
```
